

COLLECTIONS 2023

SINTERED STONE - PIETRA SINTERIZZATA - FEINSTEINZEUG - GRÈS CERAMÉ



CHINA



ITALY



ITALY



USA



USA



MALTA



CROATIA



UAE



SAN MARINO



KOREA



ISRAEL



ITALY




GERMANY



TAIWAN



USA



UKRAINE




BELGIUM



ITALY



USA



TAIWAN



NETHERLANDS



FRANCE



ITALY



SWITZERLAND



GERMANY



ITALY



UNITED KINGDOM



SWITZERLAND



ITALY



NETHERLANDS



GERMANY



UNITED KINGDOM



GREECE



GRANULATI ZANDOBBIO

THE BEST CHOICE - UNA SCELTA VINCENTE - DIE BESTE WAHL - LE MEILLEUR CHOIX



CERTIFIED COMPANY
ISO 14001:2015 AND ISO 9001:2015

AZIENDA CERTIFICATA
ZERTIFIZIERTES UNTERNEHMEN
ENTREPRISE CERTIFIÉE



24 SIZES AND 200+ COLORS

24 FORMATI E 200+ COLORI
24 FORMATE UND 200+ FARBEN
24 FORMATS ET 200+ COULEURS

Granulati Zandobbio is the representative point for the production and distribution of a wide range of products for landscape architecture: sintered stone and natural stone paving. The one supplier for the widest selection in terms of colors and sizes for the development of the outdoors.

Granulati Zandobbio è il punto di riferimento nella produzione e distribuzione di un'ampia gamma di prodotti legati al mondo dell'architettura del paesaggio: pavimentazioni in pietra sinterizzata e pietra naturale. Il fornitore unico di materiali con la più ampia selezione in termini di colori e formati per i progetti degli spazi esterni.

Granulati Zandobbio ist der italienische Spezialist für die Produktion und den Vertrieb einer breiten Palette von Produkten für die Landschaftsarchitektur: Feinsteinzeug und Naturstein. Dieses einzigartige Sortiment zeichnet sich durch eine breite Auswahl von Farben und Materialien für den Außenbereich aus.

Granulati Zandobbio est une référence pour la production et la distribution d'une vaste gamme de produits pour l'architecture de paysage: le grès cérame et les pavés en pierre naturelle. La source ponctuelle pour le choix le plus large en termes de couleurs et de tailles pour les projets d'aménagement extérieur.

OUR BRANDS - I NOSTRI MARCHI - UNSERE MARKEN - NOS MARQUES

L'ALTRA
PIETRA
THE HIGH QUALITY
OUTDOOR PAVING

HARDSCAPE®
PORCELAIN

OUTDOOR
WOOD 2CM

STONEGRES

SUPER HARD
KERAMIK 3

CERA
PANEL

SINTERED STONE

Sintered stone, high-end porcelain stoneware, is a very versatile artificial material for the numerous uses in infinite projects of external and internal environments. It can in fact be used for paving and cladding, for ventilated facades and swimming pools. It is made up of a special blend of natural minerals selected for their high quality, compacted and joined through a process that does not require the use of resins and chemical binders called sinterization process. The surface obtained is characterized by its extreme resistance to scratches, high temperatures, chemical agents and UV rays, in addition to a high ability to resist stains, an almost zero absorption factor and high mechanical strength.

PIETRA SINTERIZZATA

La pietra sinterizzata, ovvero gres porcellanato di alta qualità, è un materiale artificiale molto versatile per i numerosi impieghi in infiniti progetti di ambienti esterni e interni. Può essere infatti utilizzata per pavimentazioni e rivestimenti, per facciate ventilate e piscine. E' formata da una speciale miscela di minerali naturali selezionati per la loro alta qualità, compattati e uniti attraverso un processo che non richiede l'uso di resine e leganti chimici chiamato processo di sinterizzazione. La superficie ottenuta si caratterizza per l'estrema resistenza ai graffi, alle alte temperature, agli agenti chimici e ai raggi UV, oltre a un'elevata capacità di resistere alle macchie, un grado di assorbimento quasi nullo ed un'elevata resistenza meccanica.

FEINSTEINZEUG

Feinsteinzeug ist ein sehr vielseitiger Werkstoff, der für zahlreiche Projekte für den Innen - und Außenbereich angewendet werden kann. Tatsächlich kann er für Bodenbeläge und Verkleidungen, hinterlüftete Fassaden und Schwimmbäder verwendet werden. Er besteht aus einer speziellen Mischung natürlicher Mineralen, die wegen Ihrer hochwertigen Qualität ausgewählt, gepresst und durch einen Prozess namens "Sintern" kombiniert werden. Das Sintern sieht die Nutzung von Harzen und Bindemitteln nicht vor. Die dadurch entstandene Oberfläche ist durch eine extreme Festigkeit gegen Kratzer, Temperaturschwankungen, chemischen Produkten und UV-Strahlen sehr resistent. Außerdem ist sie beständig gegen Flecken, sie absorbiert nicht und sie hat eine starke mechanische Festigkeit.

GRÈS CÉRAME

Le grès cérame est un matériau artificiel très polyvalent qui peut être utilisé dans d'innombrables projets d'extérieur et d'intérieur. Il peut être utilisé pour les sols et les revêtements, pour les façades ventilées et les piscines. Il s'agit d'un mélange spécial de minéraux naturels sélectionnés pour leur grande qualité, compactés et assemblés par un procédé qui ne nécessite pas l'utilisation de résines et de liants chimiques qu'on appelle frittage. La surface obtenue est caractérisée par son extrême résistance aux rayures, aux températures élevées, aux agents chimiques et aux rayons UV, outre la résistance aux taches, un degré d'absorption presque nul et une grande résistance mécanique.



DRIVE-OVER

CARRABILE - BEFAHRBARKEIT - CARROSSABLE



RESISTANT TO HEAVY LOADS

RESISTENTE AI CARICHI ELEVATI - BESTÄNDIG GEGEN HOHE LASTEN - RÉSISTANT AUX CHARGES LOURDES



RECTIFIED WITH BEVEL

RETTIFICATO CON SMUSSO - REKTIFIZIERT - RECTIFIÉ AVEC BISEAU



ANTISLIP

ANTISCIVOLO - RUTSCHFEST - ANTIDÉRAPANT



LOW WATER ABSORPTION

BASSO ASSORBIMENTO D'ACQUA - ABSORBIERT NICHT - FAIBLE ABSORPTION D'EAU



FIREPROOF

IGNIFUGO - FEUERHEMMEND - RÉSISTANT AU FEU



NO TREATMENTS REQUIRED

NON RICHIEDE TRATTAMENTI - KEINE WEITERE BEHANDLUNG NOTWENDIG - AUCUN TRAITEMENT NÉCESSAIRE



EASY TO CLEAN

FACILE DA PULIRE - PFLEGELEICHT - FACILE À NETTOYER



RESISTANT TO MILDEW AND MOSS

RESISTENTE A MUFFA E MUSCHIO - KEINE BESCHÄDIGUNG DURCH SCHIMMEL UND MOOS - RÉSISTANT À LA MOISSURE ET À LA MOUSSE



THERMAL SHOCK RESISTANT

RESISTENTE AGLI SBALZI TERMICI - WIEDERSTANDSFÄHIG BEI TEMPERATURSCHWANKUNGEN - RÉSISTANT AUX CHOCS THERMIQUES



RESISTANT TO CHEMICALS

RESISTENTE ALL'ATTACCO CHIMICO - BESTÄNDIG GEGEN CHEMISCHE PRODUKTE - RÉSISTANT AUX PRODUITS CHIMIQUES



STAIN RESISTANT

RESISTENTE ALLE MACCHIE - BESTÄNDIG GEGEN FLECKEN - RÉSISTANT AUX TÂCHES



ABRASION RESISTANT

RESISTENTE ALL'ABRASIONE - ABRIEFEST - RÉSISTANT À L'ABRASION



FROST RESISTANT

RESISTENTE AL GELO - FROSTFEST - ANTIGEL



COLOR RESISTANCE TO LIGHT

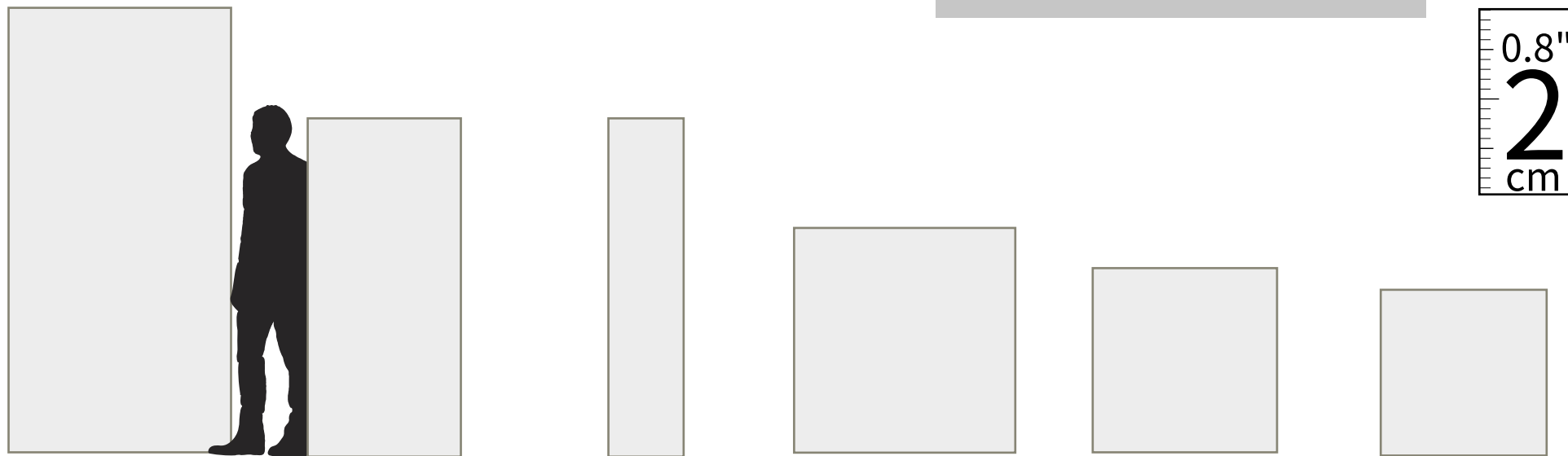
RESISTENZA CROMATICA ALLA LUCE - KEINE VERFÄRBUNG DURCH LICHT EINSTRALHUNG - COULEUR RÉSISTANTE AUX UV

TECHNICAL FEATURES

CARATTERISTICHE TECNICHE
TECHNISCHE MERKMALE
CARACTERISTIQUES TECHNIQUES

SIZE RANGE

FORMATI DI GAMMA - SORTIMENTSGRÖSSE - FORMATS DE GAMME



120x240x2 cm
48"x96"x0.8"

80x180x2 cm
32"x72"x0.8"

40x180x2 cm
16"x72"x0.8"


120x120x2 cm
48"x48"x0.8"

100x100x2 cm
40"x40"x0.8"


90x90x2 cm
36"x36"x0.8"



80x80x2 cm
32"x32"x0.8"




50x100x2 cm
20"x40"x0.8"




60x90x2 cm
24"x36"x0.8"




60x60x2 cm
24"x24"x0.8"




60x120x2 cm
24"x48"x0.8"




40x120x2 cm
16"x48"x0.8"




45x90x2 cm
18"x36"x0.8"



40,8x61,4x2 cm
16"x24"x0.8"



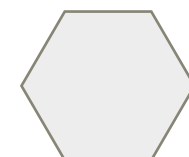
40x80x2 cm
16"x32"x0.8"





40x80x2 cm
16"x32"x0.8"



Ø 42x36x2 cm
16"x14"x0.8"



Ø 60x52x2 cm
24"x20"x0.8"



40x120x3 cm
16"x48"x1.2"



90x90x3 cm
36"x36"x1.2"



80x80x3 cm
32"x32"x1.2"



40x80x3 cm
16"x32"x1.2"



60x60x3 cm
24"x24"x1.2"



40x60x3 cm
16"x24"x1.2"



15x30x3 cm
6"x12"x1.2"



10x10x5 cm
4"x4"x2"



10x20x5 cm
4"x8"x2"



20x20x5 cm
8"x8"x2"



20x40x5 cm
8"x16"x2"




40x60x5 cm
16"x24"x2"




60x60x5 cm
24"x24"x2"



10x10x6,5 cm
4"x4"x2.6"




120x120x1 cm
48"x48"x0.4"



60x120x1 cm
24"x48"x0.4"




30x60x1 cm
12"x24"x0.4"



60x90x1 cm
24"x36"x0.4"



60x60x1 cm
24"x24"x0.4"



20x120x1 cm
8"x48"x0.4"



0.8"
2
cm

L'ALTRA[®] PIETRA

THE HIGH QUALITY
OUTDOOR PAVING

45x90x2 cm
18"x36"x0.8"

60x60x2 cm
24"x24"x0.8"

90x90x2 cm
36"x36"x0.8"

40x120x2 cm
16"x48"x0.8"

60x90x2 cm
24"x36"x0.8"

100x100x2 cm
40"x40"x0.8"

40x80x2 cm
16"x32"x0.8"

60x120x2 cm
24"x48"x0.8"

120x120x2 cm
48"x48"x0.8"

50x100x2 cm
20"x40"x0.8"

80x80x2 cm
32"x32"x0.8"

120x240x2 cm
48"x96"x0.8"



L'ALTRA PIETRA[®] is the most complete and exclusive high thick sintered stone brand, that is high quality porcelain stoneware, in real full body or color body suitable for any kind of outdoor solution. It boasts different colors and sizes, with an aesthetic rendering extremely faithful to natural stone: veins, imperfections, colors and everything else contributes to recreating the beauty and elegance of the most appreciated stone materials.

L'ALTRA PIETRA[®] è il più completo ed esclusivo brand di pietra sinterizzata, ovvero gres porcellanato di alta qualità, in vera tutta massa o massa colorata ad alto spessore, adatto per qualsiasi tipo di soluzione outdoor. Vanta diversi colori e formati, con una resa estetica estremamente fedele alla pietra naturale: venature, imperfezioni, colori, tutto concorre a ricreare la bellezza e l'eleganza dei più apprezzati materiali lapidei.

L'ALTRA PIETRA[®] ist die vollständigste und exklusivste Marke von Feinsteinzeug in Full Body oder Color Body mit 2 cm Stärke, die für jede Art von Außenlösungen geeignet ist. Sie sind in verschiedenen Farben und Größen erhältlich, mit einer ästhetischen Wiedergabe, die dem Naturstein extrem ähnlich sind: Adern, Unvollkommenheiten, Farbunterschiede, alles trägt dazu bei, die Schönheit und Eleganz der am meisten geschätzten Steinmaterialien wiederzugeben.

L'ALTRA PIETRA[®] est la marque de grès cérame la plus complète et exclusive en pleine masse ou bien avec masse colorée avec haute épaisseur adaptée à toute typologie de solution extérieure. Il présente différentes couleurs et tailles, avec un rendu esthétique extrêmement fidèle à la pierre naturelle: veines, imperfections, couleurs, tout contribue à recréer la beauté et l'élégance des matériaux en pierre les plus populaires.



COLOSSEO GRIGIONI, 60x120x2 cm (24"x48"x0.8")
HONG KONG, CHINA

L'ALTRA[®]
PIETRA
THE HIGH QUALITY
OUTDOOR PAVING



PAVING FOR HIGH END PROJECTS
LA PAVIMENTAZIONE PER PROGETTI DI RILIEVO
BELÄGE FÜR ANSPRUCHSVOLLE PROJEKTE
PAVAGE POUR PROJETS IMPORTANTS



ITALY



USA



MALTA





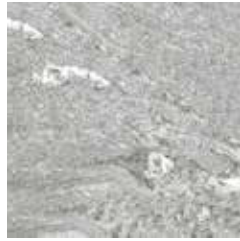
COLOSSEO GRIGIONI, 60x60x2 cm (24"x24"x0.8")
BRUSSELS, BELGIUM

0.8"
2
cm

COLOSSEO GRIGIONI



000291



120x120x2 cm
48"x48"x0.8"

010804



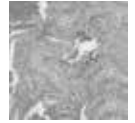
60x120x2 cm
24"x48"x0.8"

012103

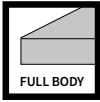


45x90x2 cm
18"x36"x0.8"

010801



60x60x2 cm
24"x24"x0.8"

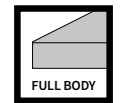
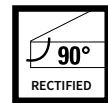


0.8"
2
cm

COLOSSEO QUARZITE GIALLA



R11



010701



60x60x2 cm
24"x24"x0.8"





COLOSSEO QUARZITE GIALLA, 60x60x2 cm (24"x24"x0.8")
BRESCIA, ITALY




COLOSSEO FIORA, 30x60x2 cm (12"x24"x0.8")
SAN MARINO

0.8"
2
cm

COLOSSEO FIORA

L'ALTRA[®]
PIETRA
THE HIGH QUALITY
OUTDOOR PAVING



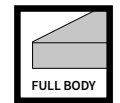
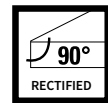
000266

60x60x2 cm
24"x24"x0.8"



0.8"
2
cm

COLOSSEO BASALT GRAU



010601



60x60x2 cm
24"x24"x0.8"

010104



60x120x2 cm
24"x48"x0.8"





COLOSSEO BASALT GRAU, 60x60x2 cm (24"x24"x0.8")
BERGAMO, ITALY




COLOSSEO PIETRA DI GERUSALEMME, 60x60x2 cm (24"x24"x0.8") - 45x90x2 cm (12"x36"x0.8")
VERONA, ITALY

0.8"
2
cm

COLOSSEO PIETRA DI GERUSALEMME

L'ALTRA[®]
PIETRA
THE HIGH QUALITY
OUTDOOR PAVING



000295



120x120x2 cm
48"x48"x0.8"

012001

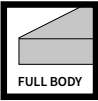


60x60x2 cm
24"x24"x0.8"

011403



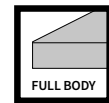
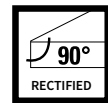
45x90x2 cm
18"x36"x0.8"



1 cm (0.4") R10 sizes in the section: - Formati da 1 cm R10 nella sezione: - Verfügbare Größen von 1 cm R10 im Bereich: - Tailles de 1 cm R10 dans la section: COMBINE Indoor & Outdoor
120x240x2cm (48"x96"x0.8") in the XXL section - 120x240x2cm nella sezione XXL - 120x240x2cm im Bereich XXL - 120x240x2cm dans la section XXL

0.8"
2
cm

COLOSSEO BRESSA



000293



120x120x2 cm
48"x48"x0.8"

011001



60x60x2 cm
24"x24"x0.8"

000221



60x120x2 cm
24"x48"x0.8"





COLOSSEO BRESSA, 60x120x2 cm (24"x48"x0.8")
BERGAMO, ITALY

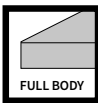


COLOSSEO PORPHYRBRAUN, 60x60x2 cm (24"x24"x0.8")
TAIPEI, TAIWAN

0.8"
2 cm

COLOSSEO PORPHYRBRAUN

L'ALTRA[®]
PIETRA
THE HIGH QUALITY
OUTDOOR PAVING



011901

60x60x2 cm
24"x24"x0.8"



0.8"
2
cm

COLOSSEO BARGE



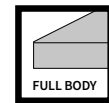
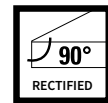
011704



011301




011703




60x120x2 cm
24"x48"x0.8"

60x60x2 cm
24"x24"x0.8"

45x90x2 cm
18"x36"x0.8"





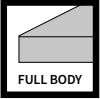
COLOSSEO BARGE, 60x60x2 cm (24"x24"x0.8")
HOUSTON, USA



COLOSSEO SILVERGRAU, 30x60x2 cm (12"x24"x0.8")
HONG KONG, CHINA

0.8"
2
cm

COLOSSEO SILVERGRAU



010304



60x120x2 cm
24"x48"x0.8"

011801



60x60x2 cm
24"x24"x0.8"



0.8"
2
cm


COLOSSEO GLETCHER GRAU



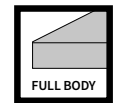
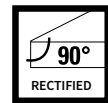
010204



012101



000381



60x120x2 cm
24"x48"x0.8"

60x60x2 cm
24"x24"x0.8"

40x120x2 cm
16"x48"x0.8"



0.8"
2
cm

COLOSSEO QUARZITE SVEDESE

L'ALTRA[®]
PIETRA
THE HIGH QUALITY
OUTDOOR PAVING



010501

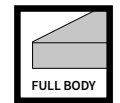
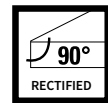
60x60x2 cm
24"x24"x0.8"



1 cm (0.4") R10 sizes in the section: - Formati da 1 cm R10 nella sezione: - Verfügbare Größen von 1 cm R10 im Bereich: - Tailles de 1 cm R10 dans la section: COMBINE Indoor & Outdoor

0.8"
2
cm

COLOSSEO TOSCANO




010901

60x60x2 cm
24"x24"x0.8"





COLOSSEO TOSCANO, 60x60x2 cm (24"x24"x0.8")
TURIN, ITALY



COLOSSEO PORFIDO LAVIS, 60x60x2 cm (24"x24"x0.8") - 60x120x2 cm (24"x48"x0.8")
BERGAMO, ITALY

0.8"
2 cm

COLOSSEO PORFIDO LAVIS



000299



120x120x2 cm
48"x48"x0.8"

000222


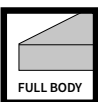


60x120x2 cm
24"x48"x0.8"

011201



60x60x2 cm
24"x24"x0.8"



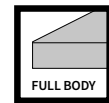
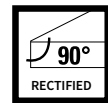
120x240x2cm (48"x96"x0.8") in the XXL section - 120x240x2cm nella sezione XXL - 120x240x2cm im Bereich XXL - 120x240x2cm dans la section XXL

0.8"
2
cm

COLOSSEO QUARZITE WHITE



R11



011701

60x60x2 cm
24"x24"x0.8"

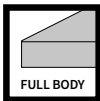





COLOSSEO QUARZITE WHITE 30x60x2 cm (12"x24"x0.8"), COLOSSEO BRESSA 30x60x2 cm (12"x24"x0.8")
MILAN, ITALY

0.8"
2
cm

COLOSSEO DORATO



010401

60x60x2 cm
24"x24"x0.8"

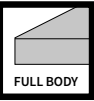



0.8"

2
cm

COLOSSEO LUSERNA BAGNOLO

L'ALTRA[®]
PIETRA
THE HIGH QUALITY
OUTDOOR PAVING



000301



120x120x2 cm
48"x48"x0.8"

011101



60x60x2 cm
24"x24"x0.8"



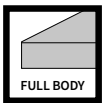
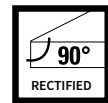
120x240x2cm (48"x96"x0.8") in the XXL section - 120x240x2cm nella sezione XXL - 120x240x2cm im Bereich XXL - 120x240x2cm dans la section XXL

0.8"
2
cm

COLOSSEO TIPOVALS



000297



120x120x2 cm
48"x48"x0.8"

011804

60x120x2 cm
24"x48"x0.8"



011803

45x90x2 cm
18"x36"x0.8"



011401

60x60x2 cm
24"x24"x0.8"




0.8"

2
cm



FORTEZZA SNOW ALPS

L'ALTRA[®]
PIETRA
THE HIGH QUALITY
OUTDOOR PAVING



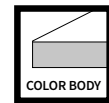
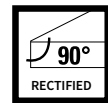
000615

60x120x2 cm
24"x48"x0.8"



0.8"
2
cm

FORTEZZA MONTORFANO



000484
60x120x2 cm
24"x48"x0.8"



000478

60x60x2 cm
24"x24"x0.8"



000560SNT



40x80x2 cm
16"x32"x0.8"



000482

45x90x2 cm
18"x36"x0.8"



0.8"

2
cm

FORTEZZA DIORITE

L'ALTRA[®]
PIETRA
THE HIGH QUALITY
OUTDOOR PAVING



000485



60x120x2 cm
24"x48"x0.8"

000479



60x60x2 cm
24"x24"x0.8"

000559SNT

NEW



40x80x2 cm
16"x32"x0.8"

000483

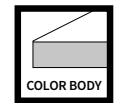
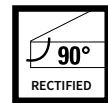


45x90x2 cm
18"x36"x0.8"



0.8"
2
cm

FORTEZZA MAGGIA



000481

50x100x2 cm
20"x40"x0.8"



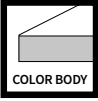
0.8"
2
cm

FORTEZZA BIASCA

L'ALTRA[®]
PIETRA
THE HIGH QUALITY
OUTDOOR PAVING



R11



000480

50x100x2 cm
20"x40"x0.8"



1 cm (0.4") R11 sizes in the section: - Formati da 1 cm R11 nella sezione: - Verfügbare Größen von 1 cm R11 im Bereich: - Tailles de 1 cm R11 dans la section: COMBINE Indoor & Outdoor




HARENA CALANCA LIGHT, 40x120x2 cm (16"x48"x0.8")
BERGAMO, ITALY

0.8"

2
cm

HARENA CALANCA LIGHT

L'ALTRA[®]
PIETRA
THE HIGH QUALITY
OUTDOOR PAVING



000557SNT

010702

40x120x2 cm
16"x48"x0.8"



NEW

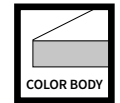
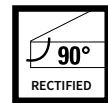
40x80x2 cm
16"x32"x0.8"



1 cm (0.4") R10 sizes in the section: - Formati da 1 cm R10 nella sezione:- Verfügbare Größen von 1 cm R10 im Bereich: - Tailles de 1 cm R10 dans la section: COMBINE Indoor & Outdoor

0.8"
2
cm

HARENA CALANCA DARK



000558SNT



010802

40x120x2 cm
16"x48"x0.8"



NEW

40x80x2 cm
16"x32"x0.8"





HARENA CALANCA DARK, 40x120x2 cm (16"x48"x0.8")
MILAN, ITALY



HARENA SAND STONE BEIGE, 40x120x2 cm (16"x48"x0.8")
BERGAMO, ITALY

0.8"

2
cm

HARENA SAND STONE BEIGE


L'ALTRA[®]
PIETRA
THE HIGH QUALITY
OUTDOOR PAVING



010902

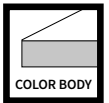
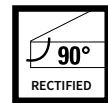
40x120x2 cm

16"x48"x0.8"



0.8"
2
cm

HARENA ARDESIA



011002

40x120x2 cm

16"x48"x0.8"



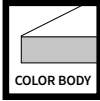
0.8"
2
cm

TORRE QUARZITE GRIGIA

L'ALTRA[®]
PIETRA
THE HIGH QUALITY
OUTDOOR PAVING




R11



010408

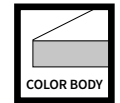
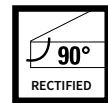
40x80x2 cm

16"x32"x0.8"



0.8"
2
cm

TORRE LUSERNA MISTA



000792

NEW

40x80x2 cm
16"x32"x0.8"

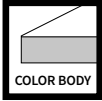


0.8"
2
cm

TORRE MOKA



R11



010208

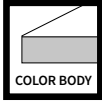


40x80x2 cm

16"x32"x0.8"




0.8"
2
cm

TORRE BIANCA



010308
40x80x2 cm
16"x32"x0.8"





TORRE BIANCA, TORRE QUARZITE GRIGIA, TORRE BOTTICINO 40x80x2 cm (16"x32"x0.8")
SAINT JULIAN'S, MALTA

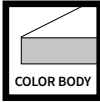



TORRE BOTTICINO, 40x80x2 cm (16"x32"x0.8")
MILAN, ITALY

0.8"
2
cm

TORRE BOTTICINO

L'ALTRA[®]
PIETRA
THE HIGH QUALITY
OUTDOOR PAVING



010108

40x80x2 cm

16"x32"x0.8"

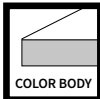



0.8"
2
cm



DUOMO EVOLUTION SLATE



000320



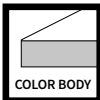

60x90x2 cm
24"x36"x0.8"



0.8"

2 DUOMO MINT

L'ALTRA[®]
PIETRA
THE HIGH QUALITY
OUTDOOR PAVING



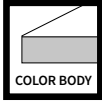


010509

60x90x2 cm
24"x36"x0.8"




0.8"
2
cm

DUOMO TRAVERTINO BEIGE

L'ALTRA
PIETRA
THE HIGH QUALITY
OUTDOOR PAVING

000319

60x90x2 cm
24"x36"x0.8"



AURA

H&M Pam
Douglas TEZENIS
KFC euronics
terranova
McDonald's

DUOMO TRAVERTINO BEIGE, 60x90x2 cm (24"x36"x0.8")
ROME, ITALY



DUOMO CARRARA, 60x90x2 cm (24"x36"x0.8")
PADUA, ITALY

0.8"

2 DUOMO CARRARA

L'ALTRA[®]
PIETRA
THE HIGH QUALITY
OUTDOOR PAVING



000504

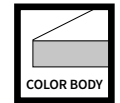
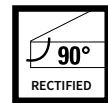


60x90x2 cm
24"x36"x0.8"



0.8"
2
cm

DUOMO VALSTONE LIGHT



000395

60x90x2 cm
24"x36"x0.8"



0.8"

2
cm

DUOMO VALSTONE DARK

L'ALTRA[®]
PIETRA
THE HIGH QUALITY
OUTDOOR PAVING



000396

60x90x2 cm
24"x36"x0.8"





DUOMO PERLA, 60x90x2 cm (24"x36"x0.8")
HUSTON, USA

0.8"

2 DUOMO PERLA


L'ALTRA[®]
PIETRA
THE HIGH QUALITY
OUTDOOR PAVING



010109



60x90x2 cm
24"x36"x0.8"

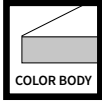




1 cm (0.4") R10 sizes in the section: - Formati da 1 cm R10 nella sezione: - Verfügbare Größen von 1 cm R10 im Bereich: - Tailles de 1 cm R10 dans la section: COMBINE Indoor & Outdoor

0.8"

2
cm

DUOMO SABBIA

L'ALTRA
PIETRA[®]
THE HIGH QUALITY
OUTDOOR PAVING

010209

60x90x2 cm
24"x36"x0.8"

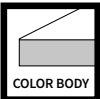
0.8"

2 DUOMO PIETRA

L'ALTRA[®]
PIETRA
THE HIGH QUALITY
OUTDOOR PAVING



010409



60x90x2 cm
24"x36"x0.8"



1 cm (0.4") R10 sizes in the section: - Formati da 1 cm R10 nella sezione: - Verfügbare Größen von 1 cm R10 im Bereich: - Tailles de 1 cm R10 dans la section: COMBINE Indoor & Outdoor

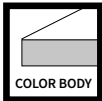
0.8"

2 DUOMO OMBRA


L'ALTRA
PIETRA[®]
THE HIGH QUALITY
OUTDOOR PAVING



010309



60x90x2 cm
24"x36"x0.8"



0.8"

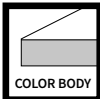
2
cm

DUOMO BLUESTONE GREY


L'ALTRA
PIETRA
THE HIGH QUALITY
OUTDOOR PAVING



010709



60x90x2 cm
24"x36"x0.8"



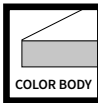
0.8"
2
cm

DUOMO BLUESTONE NOIR




R11

010609



60x90x2 cm
24"x36"x0.8"





DUOMO BLUESTONE NOIR, 60x90x2 cm (24"x36"x0.8")
BERGAMO, ITALY

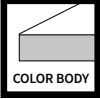


CATTEDRALE CEMENTO, 90x90x2 cm (36"x36"x0.8")
HERZLIYA, ISRAEL

0.8"
2
cm

CATTEDRALE CEMENTO

L'ALTRA[®]
PIETRA
THE HIGH QUALITY
OUTDOOR PAVING



010511

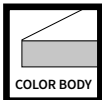



90x90x2 cm
36"x36"x0.8"



0.8"
2
cm


CATTEDRALE AVORIO



010411



90x90x2 cm
36"x36"x0.8"

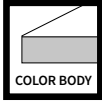






CATTEDRALE AVORIO, 90x90x2 cm (36"x36"x0.8")
BRESCIA, ITALY

0.8"
2
cm

CATTEDRALE GREY



010111



90x90x2 cm
36"x36"x0.8"

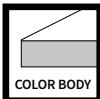



0.8"


2
cm

CATTEDRALE ANTRAZYT

L'ALTRA[®]
PIETRA
THE HIGH QUALITY
OUTDOOR PAVING



010211

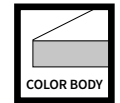
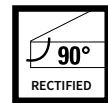



90x90x2 cm
36"x36"x0.8"



0.8"
2
cm

CATTEDRALE MOKA



010311

90x90x2 cm
36"x36"x0.8"



0.8"

2
cm

MUSEO ARDESIA NERA

L'ALTRA[®]
PIETRA
THE HIGH QUALITY
OUTDOOR PAVING



000474

40x120x2 cm
16"x48"x0.8"



000988

NEW

60x90x2 cm
24"x36"x0.8"



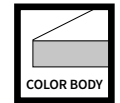
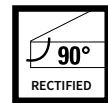

012401

60x60x2 cm
24"x24"x0.8"



0.8"
2
cm

MUSEO ARDESIA BEIGE



001006



60x90x2 cm
24"x36"x0.8"

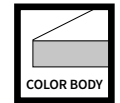
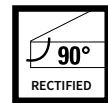





MUSEO ARDESIA BEIGE, 60x90x2 cm (24"x36"x0.8")
BRESCIA, ITALY

0.8"
2
cm

MUSEO ARDESIA GRIGIA




000795
40x120x2 cm
16"x48"x0.8"



000989
NEW
60x90x2 cm
24"x36"x0.8"



012501
60x60x2 cm
24"x24"x0.8"




0.8"

2
cm

MUSEO PIERRE BLUE GREY

L'ALTRA[®]
PIETRA
THE HIGH QUALITY
OUTDOOR PAVING



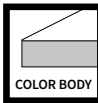
012301SF

60x60x2 cm
24"x24"x0.8"




0.8"
2
cm

MUSEO PIERRE BLUE NOIR



012201


60x60x2 cm
24"x24"x0.8"



0.8"

2
cm

CASTELLO BEIGE



000212



80x80x2 cm
32"x32"x0.8"

010101



60x60x2 cm
24"x24"x0.8"

010107

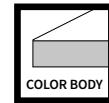
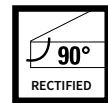



50x100x2 cm
20"x40"x0.8"



0.8"
2
cm

CASTELLO GREY




000213




80x80x2 cm
32"x32"x0.8"

010201




60x60x2 cm
24"x24"x0.8"

010207



50x100x2 cm
20"x40"x0.8"

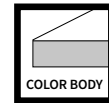
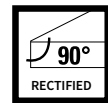





CASTELLO GREY, 60x60x2 cm (24"x24"x0.8")
MIAMI, USA

0.8"
2
cm

CASTELLO ANTRAZYT



000214



80x80x2 cm
32"x32"x0.8"

010301



60x60x2 cm
24"x24"x0.8"

010307



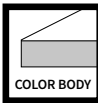
50x100x2 cm
20"x40"x0.8"



0.8"
2
cm

MODERN CONCRETE BEIGE

L'ALTRA[®]
PIETRA
THE HIGH QUALITY
OUTDOOR PAVING



000852HRNSF

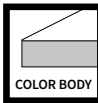


100x100x2 cm
40"x40"x0.8"



0.8"
2
cm


MODERN CONCRETE GREY



000790HRNSF



100x100x2 cm
40"x40"x0.8"

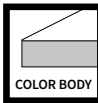




MODERN CONCRETE GREY, 100x100x2 cm (40"x40"x0.8")

0.8"
2
cm

MODERN CONCRETE ANTRAZYT



000853HRNSF



100x100x2 cm

40"x40"x0.8"



0.8"

2
cm

TEMPIO KANDLA BEIGE



000928

NEW


60x90x2 cm
24"x36"x0.8"



000933

NEW


60x60x2 cm
24"x24"x0.8"



000949

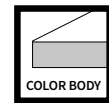
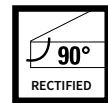
NEW

40x80x2 cm
16"x32"x0.8"



0.8"
2
cm

TEMPIO KANDLA ANTRACITE



000927



60x90x2 cm
24"x36"x0.8"



000932



60x60x2 cm
24"x24"x0.8"



000948



40x80x2 cm
16"x32"x0.8"



0.8"

2
cm

TEMPIO KANDLA GREY

L'ALTRA[®]
PIETRA
THE HIGH QUALITY
OUTDOOR PAVING



000926

NEW

60x90x2 cm
24"x36"x0.8"



000931

NEW


60x60x2 cm
24"x24"x0.8"



000947

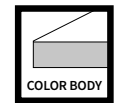
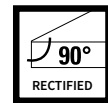
NEW

40x80x2 cm
16"x32"x0.8"



0.8"
2
cm

TEMPIO MODAK



000930



60x90x2 cm
24"x36"x0.8"



000951



40x80x2 cm
16"x32"x0.8"



0.8"

2 TEMPIO BUFF



000929

NEW

60x90x2 cm
24"x36"x0.8"



001002

NEW

60x60x2 cm
24"x24"x0.8"



000950

NEW

40x80x2 cm
16"x32"x0.8"



L'ALTRA[®]
PIETRA
THE HIGH QUALITY
OUTDOOR PAVING



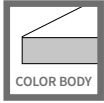
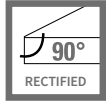

XXL
GRANDI LASTRE

COLOSSEO GRIGIONI, 240x120x2 cm (96"x48"x0.8")
BRESCIA, ITALY



0.8"
2
cm

COLOSSEO GRIGIONI

000290



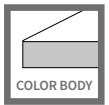
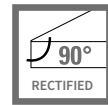
240x120x2 cm
96"x48"x0.8"



0.8"
2
cm

COLOSSEO BRESSA

000292



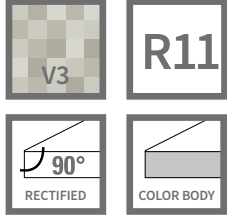
240x120x2 cm
96"x48"x0.8"



0.8"
2 cm

COLOSSEO PORFIDO LAVIS

000298



240x120x2 cm
96"x48"x0.8"

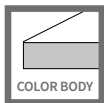
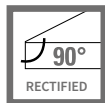



0.8"

2
cm

COLOSSEO PIETRA DI GERUSALEMME

000294



240x120x2 cm
96"x48"x0.8"



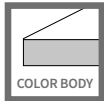
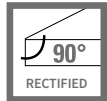




COLOSSEO PIETRA DI GERUSALEMME, 240x120x2 cm (96"x48"x0.8")

0.8"
2
cm

COLOSSEO LUSERNA BAGNOLO

000300



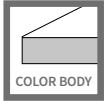
240x120x2 cm
96"x48"x0.8"



0.8"
2
cm

COLOSSEO TIPOVALS

000296



240x120x2 cm
96"x48"x0.8"



HARDSCAPE® PORCELAIN

90x90x2 cm
36"x36"x0.8"

60x90x2 cm
24"x36"x0.8"

60x60x2 cm
24"x24"x0.8"

40x80x2 cm
16"x32"x0.8"

40x120x2 cm
16"x48"x0.8"

40x180x2 cm
16"x72"x0.8"

80x180x2 cm
32"x72"x0.8"

60x120x2 cm
24"x48"x0.8"

120x120x2 cm
48"x48"x0.8"



HARDSCAPE PORCELAIN® is a versatile and accessible brand in sintered stone, high-end porcelain stoneware, with a contemporary design, dedicated to outdoor spaces. Sober elegance along with technical and tactile surfaces are combined with concrete or neutral tones for a minimal design and for settings characterized by strong contrasts. The brand ensures anti-slip and high-technical performance.

HARDSCAPE PORCELAIN® è un marchio versatile e accessibile in pietra sinterizzata, gres porcellanato di alta qualità, dal design contemporaneo, dedicato agli spazi esterni. Sobria eleganza e superficie tattile molto tecnica da abbinare a look cemento o toni neutri per un design minimal e per ambientazioni caratterizzate da decisi contrasti. Il brand assicura prestazioni antiscivolo e offre elevate prestazioni tecniche.

HARDSCAPE PORCELAIN® ist eine vielseitige und zugängliche Marke aus Feinsteinzeug mit einem zeitgenössischen Design, die sich dem Außenbereich widmet. Nüchterne Eleganz und sehr technische taktile Oberfläche, die mit Beton oder neutralen Tönen für ein minimales Design und für Umgebungen mit starken Kontrasten kombiniert werden kann. Die Marke gewährleistet eine rutschfeste Leistung und bietet eine hohe technische Performance.

HARDSCAPE PORCELAIN® est une marque polyvalente et accessible en grès cérame au design contemporain, dédiée aux espaces extérieurs. Une élégance sobre et une surface tactile très technique à combiner avec des tons béton ou neutres pour un design minimal et pour des environnements caractérisés par de forts contrastes. La marque assure des performances anti glissement et offre des performances techniques élevées.



ETNA CAPPUCCINO, 60x60x2 cm (24"x24"x0.8")
MILAN, ITALY

HARDSCAPE® PORCELAIN

GREECE




UNITED KINGDOM



GREAT QUALITY FOR ANY PROJECT
GRANDE QUALITÀ PER QUALSIASI PROGETTO
HOHE QUALITÄT FÜR JEDES PROJEKT
GRANDE QUALITÉ POUR TOUT PROJET

UKRAINE



ITALY



GERMANY



UNITED KINGDOM



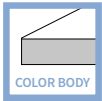
ITALY



0.8"
2
cm

PORTLAND ICE

HARDSCAPE®
PORCELAIN



NEW

000963

60x60x2 cm

24"x24"x0.8"

NEW

000882

60x90x2 cm

24"x36"x0.8"

NEW

000815

120x120x2 cm

48"x48"x0.8"

NEW

000845

40x180x2 cm


16"x72"x0.8"

NEW

000839

80x180x2 cm

32"x72"x0.8"



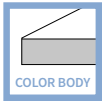



PORTLAND ICE, 60x90x2 cm (24"x36"x0.8")
TORONTO, CANADA

0.8"
2
cm

PORTLAND LONDRA

HARDSCAPE®
PORCELAIN



000846



40x180x2 cm
16"x72"x0.8"

000883



60x90x2 cm
24"x36"x0.8"

000816



120x120x2 cm
48"x48"x0.8"

000840



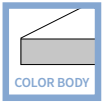

80x180x2 cm
32"x72"x0.8"



0.8"
2
cm

PORTLAND PLATA

HARDSCAPE®
PORCELAIN



000847

NEW


40x180x2 cm
16"x72"x0.8"



000884

NEW


60x90x2 cm
24"x36"x0.8"



000817

NEW

120x120x2 cm
48"x48"x0.8"



000841

NEW

80x180x2 cm
32"x72"x0.8"

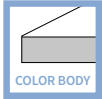



HARDSCAPE PORCELAIN

0.8"
2
cm

PORTLAND NIGHT

HARDSCAPE®
PORCELAIN



000848

NEW

40x180x2 cm
16"x72"x0.8"

000885

NEW

60x90x2 cm
24"x36"x0.8"

000818

NEW

120x120x2 cm
48"x48"x0.8"

000842

NEW

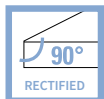

80x180x2 cm
32"x72"x0.8"



0.8"

2 ALPI MATTERHORN

HARDSCAPE®
PORCELAIN



000627

60x60x2 cm

24"x24"x0.8"

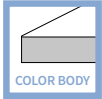



0.8"

2
cm

ETNA CAPPUCCINO

HARDSCAPE®
PORCELAIN



000229



60x60x2 cm
24"x24"x0.8"

000226




40x80x2 cm
16"x32"x0.8"





ETNA CAPPUCCINO, 40x80x2 cm (16"x32"x0.8")
BRESCIA, ITALY



ETNA LIGHT GREY, 40x80x2 cm (16"x32"x0.8")
ESSEX, UNITED KINGDOM

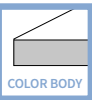
0.8"

2 ETNA LIGHT GREY

HARDSCAPE®
PORCELAIN



R11



000230



60x60x2 cm
24"x24"x0.8"

000227



40x80x2 cm
16"x32"x0.8"

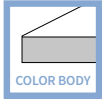



0.8"

2
cm

ETNA DARK GREY

HARDSCAPE®
PORCELAIN



000231



60x60x2 cm
24"x24"x0.8"

000228



40x80x2 cm
16"x32"x0.8"





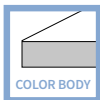
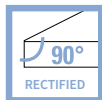

ETNA DARK GREY, 60x60x2 cm (24"x24"x0.8")
BERGAMO, ITALY

0.8"

2
cm

PIETRA DI VALS SILVER

HARDSCAPE®
PORCELAIN



000329

40x80x2 cm

16"x32"x0.8"




0.8"

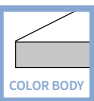
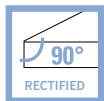
2
cm

PIETRA DI VALS ANTRAZYT

HARDSCAPE®
PORCELAIN






R11



000401

40x80x2 cm

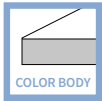

16"x32"x0.8"



0.8"
2
cm

PIETRA DI VALS CLOUD

HARDSCAPE®
PORCELAIN



000328


40x80x2 cm
16"x32"x0.8"



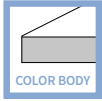
0.8"
2
cm

PIETRA DI VALS BEIGE

HARDSCAPE®
PORCELAIN



R11




000397

40x80x2 cm

16"x32"x0.8"






MODENA GREY, 40x80x2 cm (16"x32"x0.8")
BERGAMO, ITALY

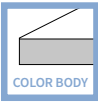
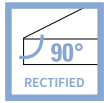
0.8"
2
cm

MODENA GREY

HARDSCAPE®
PORCELAIN



R11



000399

40x80x2 cm
16"x32"x0.8"



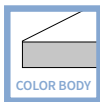
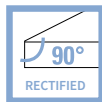

HARDSCAPE PORCELAIN

0.8"

2
cm

MODENA BEIGE

HARDSCAPE®
PORCELAIN



000398

40x80x2 cm
16"x32"x0.8"



0.8"

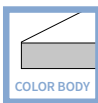
2
cm

MODENA ANTRAZYT

HARDSCAPE®
PORCELAIN




R11



000400

40x80x2 cm

16"x32"x0.8"



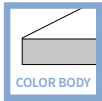

HARDSCAPE PORCELAIN

0.8"

2
cm



DOLOMITI BEIGE

HARDSCAPE®
PORCELAIN



000468


40x80x2 cm
16"x32"x0.8"



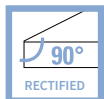
0.8"

2 DOLOMITI GRIGIO

HARDSCAPE®
PORCELAIN



R11



000198

40x80x2 cm

16"x32"x0.8"

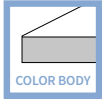



0.8"

2
cm

DOLOMITI NERO




HARDSCAPE®
PORCELAIN



000197

40x80x2 cm


16"x32"x0.8"



0.8"

2 DOLOMITI SENAPE

HARDSCAPE®
PORCELAIN



R11



000199

40x80x2 cm

16"x32"x0.8"

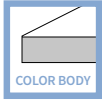



0.8"

2
cm


CEMENTO COTTO

HARDSCAPE®
PORCELAIN



900275

60x60x2 cm
24"x24"x0.8"





IL PASSATO EDIFICATO
LE MONTAGNE SPALLE
L'AVVENIRE È NOSTRO

CEMENTO COTTO, 60x60x2 cm (24"x24"x0.8)
BERGAMO, ITALY




CEMENTO TAUPE, 60x60x2 cm (24"x24"x0.8")
BERGAMO, ITALY

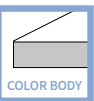
0.8"

2 CEMENTO TAUPE

HARDSCAPE®
PORCELAIN




R11



000209

60x60x2 cm
24"x24"x0.8"



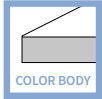
0.8"
2
cm

CEMENTO SMOKE

HARDSCAPE®
PORCELAIN



R11



000210

60x60x2 cm
24"x24"x0.8"




0.8"

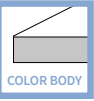
2
cm

CEMENTO BLACK

HARDSCAPE®
PORCELAIN




R11



000211

60x60x2 cm
24"x24"x0.8"



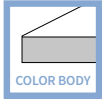

HARDSCAPE PORCELAIN

0.8"

2
cm


GRAFFITI NERO

HARDSCAPE®
PORCELAIN



000366

60x60x2 cm
24"x24"x0.8"




0.8"

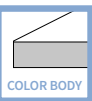
2
cm

GRAFFITI GRIGIO

HARDSCAPE®
PORCELAIN




R10



000367

60x60x2 cm
24"x24"x0.8"

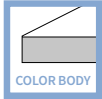



0.8"

2
cm

CERVINO GREY

HARDSCAPE®
PORCELAIN



000216

40x120x2 cm


16"x48"x0.8"



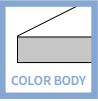
0.8"
2
cm

CERVINO DARK

HARDSCAPE®
PORCELAIN



R11



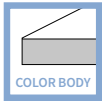
000217
40x120x2 cm
16"x48"x0.8"



0.8"
2
cm

CERVINO BEIGE

HARDSCAPE®
PORCELAIN



000215
40x120x2 cm
16"x48"x0.8"



0.8"

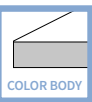
2
cm

MONVISO LIMESTONE YELLOW

HARDSCAPE®
PORCELAIN



R11



000236

60x90x2 cm
24"x36"x0.8"





MONVISO MULTICOLOR, 60x90x2 cm (24"x36"x0.8")

0.8"

2
cm

MONVISO MULTICOLOR

HARDSCAPE®
PORCELAIN





R11



000235

60x90x2 cm
24"x36"x0.8"

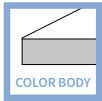



0.8"

2
cm

MONVISO GREY

HARDSCAPE®
PORCELAIN



000238


60x90x2 cm
24"x36"x0.8"



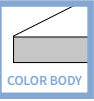
0.8"

2 MONVISO FOSSIL

HARDSCAPE®
PORCELAIN




R11



000237

60x90x2 cm
24"x36"x0.8"

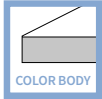



0.8"

2
cm

MONVISO YORKSTONE

HARDSCAPE®
PORCELAIN



000779

NEW

60x90x2 cm
24"x36"x0.8"



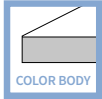



MONVISO YORKSTONE, 60x90x2 cm (24"x36"x0.8")

0.8"
2
cm

METALLICO CORTEN RUST

HARDSCAPE®
PORCELAIN



000540

60x120x2 cm
24"x48"x0.8"



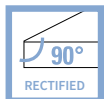
0.8"

2 METALLICO BLACK

HARDSCAPE®
PORCELAIN



R11



000541

60x120x2 cm
24"x48"x0.8"

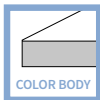
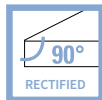



0.8"

2
cm


METALLICO DARK SOUL

HARDSCAPE®
PORCELAIN



000543

60x120x2 cm
24"x48"x0.8"




0.8"

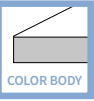
2
cm

METALLICO LONDON GREY

HARDSCAPE®
PORCELAIN



R11



000542

60x120x2 cm
24"x48"x0.8"






TEGEL BLACK, 90x90x2 cm (36"x36"x0.8")

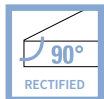
0.8"

2 TEGEL BLACK

HARDSCAPE®
PORCELAIN




R11



000332

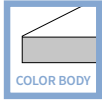

90x90x2 cm
36"x36"x0.8"



0.8"
2
cm

TEGEL ANTICO BIANCO

HARDSCAPE®
PORCELAIN



000338




90x90x2 cm
36"x36"x0.8"



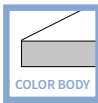
0.8"
2
cm

TEGEL NOCCIOLA

HARDSCAPE®
PORCELAIN



R11



000330



90x90x2 cm
36"x36"x0.8"



HARDSCAPE PORCELAIN

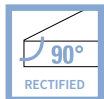



TEGEL MOON, 90x90x2 cm (36"x36"x0.8")
KERKDRIEL, NETHERLANDS

0.8"

2 TEGEL MOON

HARDSCAPE®
PORCELAIN



000331



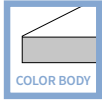

90x90x2 cm
36"x36"x0.8"



0.8"
2
cm

TEGEL MOON DECORO

HARDSCAPE®
PORCELAIN



000364




90x90x2 cm
36"x36"x0.8"



0.8"

2 VESUVIO CHIARO

HARDSCAPE®
PORCELAIN



R11



COLOR BODY

000996

NEW

60x90x2 cm
24"x36"x0.8"



000993

NEW

59,5x59,5x2 cm
23.5"x23.5"x0.8"

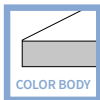
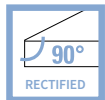



0.8"

2
cm

VESUVIO SCURO

HARDSCAPE®
PORCELAIN



000995

NEW

60x90x2 cm
24"x36"x0.8"



000992

NEW


59,5x59,5x2 cm
23.5"x23.5"x0.8"



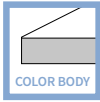
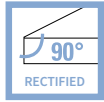
0.8"
2
cm

VESUVIO GRIGIO

HARDSCAPE®
PORCELAIN



R11



000994

NEW


60x90x2 cm
24"x36"x0.8"



000991

NEW

59,5x59,5x2 cm
23.5"x23.5"x0.8"

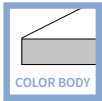



HARDSCAPE PORCELAIN

0.8"
2
cm

TOTAL STONE GRIGIO

HARDSCAPE®
PORCELAIN



000695

NEW

60x90x2 cm
24"x36"x0.8"





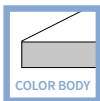
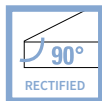

TOTAL STONE GRIGIO, 60x90x2 cm (24"x36"x0.8")

0.8"

2
cm

TOTAL STONE GRAFITE


HARDSCAPE®
PORCELAIN



000696

NEW

60x90x2 cm
24"x36"x0.8"




0.8"

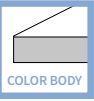
2
cm

TOTAL STONE AVORIO

HARDSCAPE®
PORCELAIN



R11



000697

NEW

60x90x2 cm
24"x36"x0.8"



0.8"
2
cm

OUTDOOR WOOD 2CM


60x60x2 cm
24"x24"x0.8"

40x80x2 cm
16"x32"x0.8"

40x120x2 cm
16"x48"x0.8"

40x180x2 cm
16"x72"x0.8"

80x180x2 cm
32"x72"x0.8"



OUTDOOR WOOD 2 CM, the only brand in high thick sintered stone, high-end porcelain stoneware, entirely dedicated to the reproduction of wood. Finishes designed with attention to detail for reproducing the most authentic and essential touch of wood for any purpose, ensure unparalleled style authenticity along with technical, practical and functional performance which belongs to sintered stone.

OUTDOOR WOOD 2 CM, l'unico marchio in pietra sinterizzata, gres porcellanato di alta qualità, ad alto spessore interamente dedicato alla riproduzione del legno. Finiture curate nei minimi dettagli per riprodurre il sapore più autentico ed essenziale del legno per qualsiasi destinazione d'uso, assicurando un'autenticità di stile impareggiabile e le prestazioni tecniche, pratiche e funzionali che appartengono alla pietra sinterizzata.

OUTDOOR WOOD 2 CM, die einzige Marke für Feinsteinzeug in 2 Stärken, die sich ausschließlich der Reproduktion von Holz widmet. Mit Liebe zum Detail, um den authentischsten und wesentlichsten Holzgeschmack für jeden Zweck zu reproduzieren, wobei eine unvergleichliche Stilechtheit und die technischen, praktischen und funktionellen Leistungen, die zu Sintergestein gehören, gewährleistet werden.

OUTDOORWOOD2CM, la seule marque du grès cérame de haute épaisseur entièrement dédiée au reproduction du bois. Finit avec une attention aux moindres détails pour reproduire le goût le plus authentique et essentielle de la bois pour tout usage prévu, garantissant une authenticité de style inégalée et les performances techniques, pratiques et fonctionnelles qui appartiennent à le grès cérame.



HARENA HOLZ GRIGIO, 40x120x2 cm (16"x48"x0.8")
MILAN, ITALY



OUTDOOR WOOD 2CM

THE LONG LASTING WOOD EFFECT
L'EFFETTO LEGNO DURATURO NEL TEMPO
DER LANGLEBIGE HOLZ-EFFEKT
L'EFFET BOIS DURABLE

UKRAINE



FRANCE



ITALY



TAIWAN



ITALY



GERMANY



ITALY



0.8"

2
cm

LONG FUMÉE



000850

NEW

40x180x2 cm
16"x72"x0.8"



000844

NEW

80x180x2 cm
32"x72"x0.8"



0.8"

2 LONG ROVERE



000849



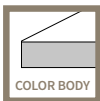
40x180x2 cm
16"x72"x0.8"



000843

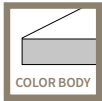



80x180x2 cm
32"x72"x0.8"




0.8"
2
cm

HARENA HOLZ NOCE




010402

40x120x2 cm
16"x48"x0.8"





HARENA HOLZ NOCE, 40x120x2 cm (16"x48"x0.8")
BERGAMO, ITALY




HARENA HOLZ MARRONE, 40x120x2 cm (16"x48"x0.8")
VICENZA, ITALY

0.8"

2
cm

HARENA HOLZ MARRONE

OUTDOOR
WOOD 2CM



R11



010602

40x120x2 cm

16"x48"x0.8"

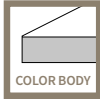



OUTDOOR WOOD 2 CM

0.8"

2
cm

HARENA HOLZ GRIGIO



010502

40x120x2 cm

16"x48"x0.8"





HARENA HOLZ GRIGIO, 40x120x2 cm (16"x48"x0.8")
LVIV, UKRAINE - Design: YOD Group



FORESTA CHIARO, 40x80x2 cm (16"x32"x0.8")
BERGAMO, ITALY

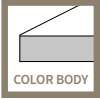


SELVA TONGASS, 40x120x2 cm (16"x48"x0.8")
BRESCIA, ITALY

0.8"
2
cm

FORESTA CHIARO

OUTDOOR
WOOD 2CM



000203

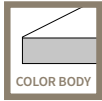

40x80x2 cm

16"x32"x0.8"



0.8"
2
cm

FORESTA SCURO



000204

40x80x2 cm
16"x32"x0.8"

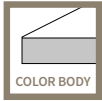





FORESTA SCURO, 40x80x2 cm (16"x32"x0.8")
BERGAMO, ITALY

0.8"
2
cm

FORESTA GRIGIO



000205

40x80x2 cm
16"x32"x0.8"

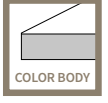


0.8"
2
cm

BOSCO TABULA CHIARA




R11



000233

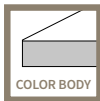
40x80x2 cm

16"x32"x0.8"



0.8"
2
cm

BOSCO TABULA MEDIA



000232

40x80x2 cm
16"x32"x0.8"



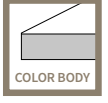
0.8"
2
cm

BOSCO TABULA SCURA

OUTDOOR
WOOD 2CM




R11



000234

40x80x2 cm

16"x32"x0.8"



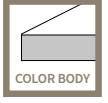


SELVA BORNEO, 40x120x2 cm (16"x48"x0.8")
KERPEN, GERMANY



0.8"
2
cm

SELVA BORNEO



000206

40x120x2 cm

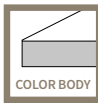
16"x48"x0.8"



OUTDOOR WOOD 2 CM

0.8"
2
cm

SELVA TONGASS



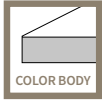

000207

40x120x2 cm
16"x48"x0.8"



0.8"
2
cm

SELVA AMAZZONIA



000208

40x120x2 cm
16"x48"x0.8"

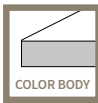


0.8"
2
cm

VINTAGE HELL



R11



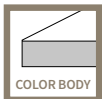
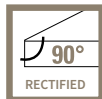

000218
40x120x2 cm
16"x48"x0.8"



OUTDOOR WOOD 2 CM

0.8"
2
cm

VINTAGE BROWN



000219

40x120x2 cm

16"x48"x0.8"



0.8"

2 VINTAGE DUNKEL

OUTDOOR WOOD 2CM



000220

40x120x2 cm

16"x48"x0.8"



SUPER HARD KERAMIK 3 CM

15x30x3 cm
6"x12"x1.2"

90x90x3 cm
36"x36"x1.2"

60x60x3 cm
24"x24"x1.2"

40x60x3 cm
16"x24"x1.2"

40x80x3 cm
16"x32"x1.2"

40x120x3 cm
16"x48"x1.2"



SUPER HARD KERAMIK 3 CM is the extremely robust outdoor paving designed to be durable over time. Drive-over even if laid dry on gravel or sand. Ideal to be laid on floating paving systems using a minimum number of pedestals, both in public contexts and private, ensuring greater safety compared to thinner paving. 3 cm (1.2") high-end porcelain stoneware choice is the union of functional and aesthetic needs.

SUPERHARD KERAMIK 3 CM è la pavimentazione per esterni estremamente robusta, progettata per essere resistente nel tempo. Carrabile anche se posato a secco su ghiaia o sabbia. Ideale per essere posata su terrazze galleggianti mediante l'utilizzo di un minor numero di piedini, sia in contesti pubblici che privati, garantendo inoltre una maggiore sicurezza rispetto agli spessori inferiori. La scelta del gres porcellanato di alta qualità in 3 cm di spessore è l'incontro di esigenze funzionali ed estetiche.

SUPER HARD KERAMIK 3 CM ist ein extrem robuster Bodenbelag für den Außenbereich, der für eine lange Lebensdauer ausgelegt ist. Kann auch trocken auf Kies oder Sand gelegt werden. Ideal für die Verlegung auf einer schwimmenden Terrasse durch die Verwendung einer geringeren Anzahl von Stelzfüßen, sowohl im öffentlichen als auch im privaten Bereich, was auch eine größere Sicherheit im Vergleich zu geringeren Stärken gewährleistet. Die Wahl des 3 cm starken Hochwertigem Feinsteinzeug, entspricht den funktionellen und ästhetischen Anforderungen.

SUPER HARD KERAMIK 3 CM est le sol d'extérieur extrêmement robuste, conçu pour être résistant dans le temps. Carrossable même s'il est posé à sec sur du gravier ou bien sable. Idéal pour poser sur des terrasses flottantes en utilisant moins de pieds, dans les deux contextes public et privé, garantissant également une plus grande sécurité par rapport aux épaisseurs plus faibles. Le choix du grès cérame de haute qualité de 3 cm répond aux besoins fonctionnels et esthétiques.



ZERMATT CHIARO, 40x120x3 cm (16"x48"x1.2")

SUPER HARD KERAMIK 3 CM

ROBUST SLABS IN 3 CM (1.2") THICKNESS
LASTRE ROBUSTE IN 3 CM DI SPESSORE
ROBUSTE PLATTEN IN 3 CM STÄRKE
DALLE ROBUSTES EN 3 CM D'ÉPAISSEUR

NORWAY



NETHERLANDS



ITALY



USA



GREECE



ITALY



GERMANY

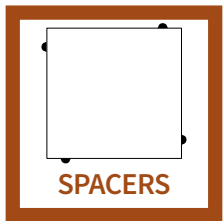




1.2"
3
cm

15X30

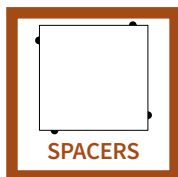
THE ONLY 3 CM SINTERED STONE INTERLOCKING PAVERS
L'UNICA PAVIMENTAZIONE AUTOBLOCCANTE IN PIETRA SINTERIZZATA 3 CM
DAS EINZIGE INEINANDERGREIFENDE PFLASTER AUS 3 CM FEINSTEINZEUG
PAVÉ EXCLUSIF AUTOBLOQUANT EN GRÈS CÉRAME 3 CM



The slabs include spacers that guarantee joints thickness and reduce laying times
Le lastre includono distanziali ideati per garantire la fuga costante e ridurre i tempi di posa
Das Pflaster hat Abstandshalter, die den Fugenabstand garantieren. Das verkürzt die Verlegezeit
Les dalles contiennent des écarteurs conçus pour assurer des jointures uniformes et réduire le temps d'installation

1.2"
3
cm

15X30 BASALTO

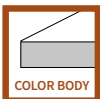


000874

NEW




R11



V1

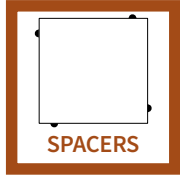
15x30x3 cm
6"x12"x1.2"



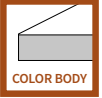
1.2"
3
cm

15X30 PORFIDO

SUPER HARD
KERAMIK 3



R11




15x30x3 cm
6"x12"x1.2"



1.2"
3
cm

15X30 SCORI GREY BLUE



000877
NEW



R11



V3

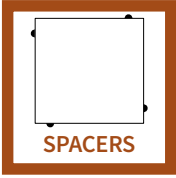
15x30x3 cm
6"x12"x1.2"



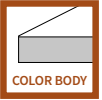
1.2"
3
cm

SUPER HARD
KERAMIK 3

15X30 LAVICA SAND



R11



15x30x3 cm
6"x12"x1.2"

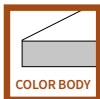
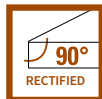


SUPER HARD KERAMIK 3 CM

1.2"
3
cm

ZERMATT CHIARO

SUPER HARD
KERAMIK 3^{CM}



000553SNTRET

NEW

40x80x3 cm
16"x32"x1.2"



000493RET

40x120x3 cm
16"x48"x1.2"





ZERMATT CHIARO, 40x120x3 cm (16"x48"x1.2")
BOLZANO, ITALY

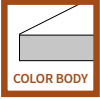


ZERMATT SCURO, 40x120x3 cm (16"x48"x1.2")
BOLZANO, ITALY

1.2"
3
cm

ZERMATT SCURO

SUPER HARD
KERAMIK 3



000554SNTRET

NEW

40x80x3 cm
16"x32"x1.2"



000669RET

40x120x3 cm
16"x48"x1.2"



SUPER HARD KERAMIK 3 CM

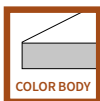
1.2"
3
cm

GRANITO DIORITE



000555RET

000858HRNRETSF



40x80x3 cm
16"x32"x1.2"



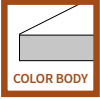
NEW
40x120x3 cm
16"x48"x1.2"



1.2"
3
cm

GRANITO MONTORFANO

SUPER HARD
KERAMIK 3



000922RET

NEW

60x60x3 cm
24"x24"x1.2"



000556RET


40x80x3 cm
16"x32"x1.2"



000857HRNRETSF

NEW

40x120x3 cm
16"x48"x1.2"



1.2"
3
cm

SLATE BLACK



000718RET

NEW



80x80x3 cm
32"x32"x1.2"

000250RET

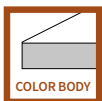


60x60x3 cm
24"x24"x1.2"

000251RET



40x80x3 cm
16"x32"x1.2"



1.2"
3
cm

SLATE GREY

SUPER HARD
KERAMIK 3



000719RET



80x80x3 cm
32"x32"x1.2"

000252RET

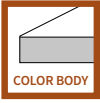


60x60x3 cm
24"x24"x1.2"

000253RET



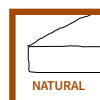
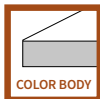
40x80x3 cm
16"x32"x1.2"



SUPER HARD KERAMIK 3 CM

1.2"
3
cm

MINIERA WHITE





000254

60x60x3 cm
24"x24"x1.2"



000254RET

60x60x3 cm
24"x24"x1.2"



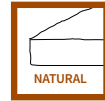
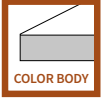
1.2"
3
cm

MINIERA BLACK

SUPER HARD
KERAMIK 3

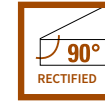


R11



000255

60x60x3 cm
24"x24"x1.2"



000255RET

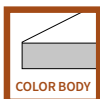
60x60x3 cm
24"x24"x1.2"



SUPER HARD KERAMIK 3 CM

1.2"
3
cm

BLUSTONE DARK



000245RET




60x60x3 cm
24"x24"x1.2"

000246RET



40x80x3 cm
16"x32"x1.2"





BLUSTONE DARK, 40x80x3 cm (16"x32"x1.2")

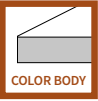


BLUSTONE BLACK, 90x90x3 cm (36"x36"x1.2")
ROSMALLEN, NETHERLANDS

1.2"
3
cm

BLUSTONE BLACK

SUPER HARD
KERAMIK 3



000404RET



90x90x3 cm
36"x36"x1.2"



1.2"
3
cm

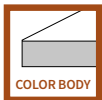
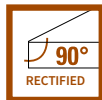
BLUSTONE GREY



000403RET



90x90x3 cm
36"x36"x1.2"



000248RET



60x60x3 cm
24"x24"x1.2"

000249RET



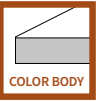
40x80x3 cm
16"x32"x1.2"



1.2"
3
cm

BETON SHADOW

SUPER HARD
KERAMIK 3



000258RET

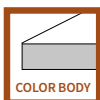
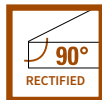
NEW

40x80x3 cm
16"x32"x1.2"



1.2"
3
cm

BETON COLD



000259RET

NEW

40x80x3 cm
16"x32"x1.2"



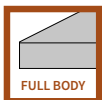


BETON COLD, 40x80x3 cm (16"x32"x1.2")
BERGAMO, ITALY

1.2"
3
cm

PIETRA TIPOVALS

SUPER HARD
KERAMIK 3^{cm}



010105
40x60x3 cm
16"x24"x1.2"



1.2"
3
cm

PIETRA AROMA

SUPER HARD
KERAMIK 3



000261RET

NEW

40x80x3 cm
16"x32"x1.2"





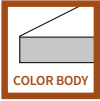
PIETRA DAVOS, 60x60x3 cm (24"x24"x1.2")
AMSTERDAM, NETHERLANDS



1.2"
3
cm

PIETRA DAVOS

SUPER HARD
KERAMIK 3



000268RET

NEW

60x60x3 cm
24"x24"x1.2"



000262RET

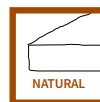
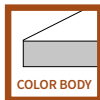
NEW

40x80x3 cm
16"x32"x1.2"



1.2"
3
cm

PIETRA OMBRA



000267

60x60x3 cm
24"x24"x1.2"



000260RET

40x80x3 cm
16"x32"x1.2"





PIETRA OMBRA, 40x80x3 cm (16"x32"x1.2")
HOUSTON, USA

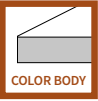


PIETRA GIALLO, 40x80x3 cm (16"x32"x1.2")
OLCHING, GERMANY

1.2"
3
cm

PIETRA GIALLO

SUPER HARD
KERAMIK 3



000269RET

NEW

60x60x3 cm
24"x24"x1.2"



000263RET

NEW

40x80x3 cm
16"x32"x1.2"



1.2"
3
cm

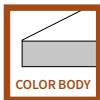
PIETRA BASALTO



000353RET



90x90x3 cm
36"x36"x1.2"



000256RET



60x60x3 cm
24"x24"x1.2"

000257RET



40x80x3 cm
16"x32"x1.2"





DECATHLON
SARONNO

PIETRA BASALTO, 60x60x3 cm (24"x24"x1.2")
VARESE, ITALY



PIETRA MOON, 90x90x3 cm (36"x36"x1.2")
KERKDRIEL, NETHERLANDS

1.2"
3
cm

PIETRA MOON

SUPER HARD
KERAMIK **3**^{ES}



000350RET



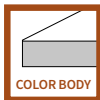

90x90x3 cm
36"x36"x1.2"



1.2"
3
cm

PIETRA NOCCIOLA

SUPER HARD
KERAMIK 3



000351RET

90x90x3 cm
36"x36"x1.2"





PIETRA NOCCIOLA, 90x90x3 cm (36"x36"x1.2")
VUGHT, NETHERLANDS

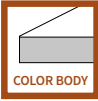


PIETRA ANTICO BIANCO, 90x90x3 cm (36"x36"x1.2")
BERLICUM, NETHERLANDS

1.2"
3
cm

PIETRA ANTICO BIANCO

SUPER HARD
KERAMIK 3



000352RET



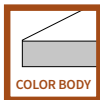

90x90x3 cm
36"x36"x1.2"



1.2"
3
cm

PIETRA BLACK

SUPER HARD
KERAMIK 3



000349RET

90x90x3 cm
36"x36"x1.2"





PIETA BLACK, 90x90x3 cm (36"x36"x1.2")
EINDHOVEN, NETHERLANDS

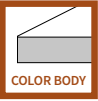



CEMENTO BLACK, 40x80x3 cm (16"x32"x1.2")
AMSTERDAM, NETHERLANDS

1.2"
3
cm

CEMENTO BLACK

SUPER HARD
KERAMIK 3



000717RET

NEW

80x80x3 cm
32"x32"x1.2"



000239RET

60x60x3 cm
24"x24"x1.2"



000240RET

40x80x3 cm
16"x32"x1.2"



SUPER HARD KERAMIK 3 CM

1.2"
3
cm

CEMENTO SMOKE



000716RET

NEW




80x80x3 cm
32"x32"x1.2"

000243RET

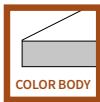



60x60x3 cm
24"x24"x1.2"

000244RET



40x80x3 cm
16"x32"x1.2"





CEMENTO SMOKE, 60x60x3 cm (24"x24"x1.2")
SANTORINI, GREECE

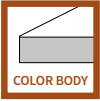


CEMENTO TAUPE, 60x60x3 cm (24"x24"x1.2")
OSLO, NORWAY

1.2"
3
cm

CEMENTO TAUPE

SUPER HARD
KERAMIK 3




000241RET

60x60x3 cm
24"x24"x1.2"



000242RET

40x80x3 cm
16"x32"x1.2"

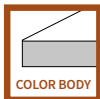



SUPER HARD KERAMIK 3 CM

1.2"
3
cm

BASIC BERGAMO

SUPER HARD
KERAMIK 3



000405RET




90x90x3 cm
36"x36"x1.2"

000408RET



60x60x3 cm
24"x24"x1.2"





BASIC BERGAMO, 60x60x3 cm (24"x24"x1.2")
EINDHOVEN, NETHERLANDS



BASIC GINEVRA, 90x90x3 cm (36"x36"x1.2")
AMSTERDAM, NETHERLANDS

1.2"
3
cm

BASIC GINEVRA

SUPER HARD
KERAMIK **3**^{SE}



000407RET



90x90x3 cm
36"x36"x1.2"

000410RET



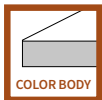
60x60x3 cm
24"x24"x1.2"



1.2"
3
cm

BASIC AMALFI

SUPER HARD
KERAMIK 3^{cm}



000406RET




90x90x3 cm
36"x36"x1.2"

000409RET



60x60x3 cm
24"x24"x1.2"



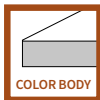


BASIC AMALFI, 60x60x3 cm (24"x24"x1.2")

1.2"
3
cm


BASIC AVIGNONE

SUPER HARD
KERAMIK 3



000411RET

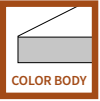

60x60x3 cm
24"x24"x1.2"



1.2"
3
cm

LISTONE ABETE

SUPER HARD
KERAMIK **3**



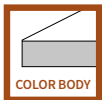
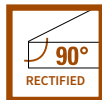
000678RET
40x120x3 cm
16"x48"x1.2"



1.2"
3
cm

LISTONE GRIGIO

SUPER HARD
KERAMIK 3^{CM}



000492RET
40x120x3 cm
16"x48"x1.2"





LISTONE GRIGIO, 40x120x3 cm (16"x48"x1.2")
BRED, NETHERLANDS

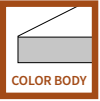



LISTONE MARRONE, 40x120x3 cm (16"x48"x1.2")
UTRECHT, NETHERLANDS

1.2"
3
cm

LISTONE MARRONE

SUPER HARD
KERAMIK 3



000668RET

40x120x3 cm

16"x48"x1.2"



SUPER HARD KERAMIK 3 CM

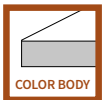
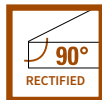
1.2"
3
cm

FORESTA CENERE

SUPER HARD
KERAMIK 3



R11



000265RET

NEW

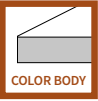
40x80x3 cm
16"x32"x1.2"



1.2"
3
cm

FORESTA SCURO

SUPER HARD
KERAMIK 3



000271RET

40x80x3 cm
16"x32"x1.2"

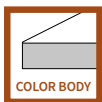



SUPER HARD KERAMIK 3 CM

1.2"
3
cm

FORESTA CHIARO

SUPER HARD
KERAMIK 3^{cm}



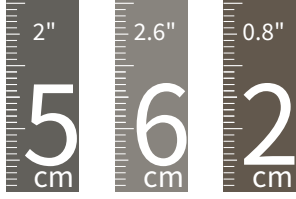
000270RET

40x80x3 cm
16"x32"x1.2"





FORESTA CHIARO, 40x80x3 cm (16"x32"x1.2")



® **STONEGRES**



Versatility and contemporary taste for residential contexts. STONE GRES® is a sintered stone, high-end porcelain stoneware, brand dedicated entirely to gardening and D-I-Y. The proposal not only includes stepping stones of various shapes and colors, but also slabs with an antique look that imitate natural stone in veining and shape. The collection also includes the first cobblestone in sintered stone, a unique product suitable for both residential and public projects.

Versatilità e gusto contemporaneo per contesti residenziali. STONE GRES® è un marchio in pietra sinterizzata, gres porcellanato di alta qualità, dedicato interamente al giardinaggio e il fai-da-te. La proposta comprende camminamenti di varie forme e colori, ma anche lastre dall'aspetto antico che imitano la pietra nelle venature ma anche nella forma. La collezione si estende inoltre a presentare il primo sanpietrino in pietra sinterizzata, un prodotto unico adatto per progetti residenziali ma anche pubblici.

Vielseitigkeit und zeitgenössischer Geschmack für Wohnkontexte. STONE GRES® ist eine Marke für Feinsteinzeug die sich ganz dem Gartenbau und dem Heimwerken widmet. Der Vorschlag umfasst nicht nur Trittsteine in verschiedenen Formen und Farben, sondern auch Platten mit antikem Aussehen, die in ihrer Aderung, aber auch in ihrer Form Stein imitieren. Die Sammlung umfasst auch den ersten Pflasterstein aus Feinsteinzeug, ein einzigartiges Produkt, das sich sowohl für private als auch öffentliche Projekte eignet.

Polyvalence et goût contemporain pour les contextes résidentiels. STONE GRES® est une marque de grès cérame entièrement dédiée au jardinage et au bricolage. La proposition comprend des passerelles de différentes formes et couleurs, mais aussi des dalles d'aspect antique qui imitent la pierre dans les veines mais aussi dans la forme. La collection s'étend également pour présenter le premier pavé en grès cérame, un produit unique adapté aux projets résidentiels mais aussi publics.



PASSO GIAPPONESE HOLZ GRIGIO, Ø 42x36x2 cm (16"x14"x0.8")

® **STONEGRES**

UNITED KINGDOM



NORWAY



SPECIAL SLABS FOR GARDENING, DO-IT-YOURSELF AND URBAN CONTEXTS
LASTRE SPECIALI PER IL GIARDINAGGIO, FAI-DA-TE E CONTESTI URBANI
SPEZIELLE PLATTEN FÜR DEN GARTENBAU, DEM HEIMWERKER UND DEM PROFI
FICHES SPÉCIALES JARDINAGE, BRICOLAGE ET MILIEUX URBAIN


ITALY



ITALY



ITALY



SWITZERLAND



ITALY



THE ONLY SINTERED STONE INTERLOCKING PAVERS

L'UNICA PAVIMENTAZIONE AUTOBLOCCANTE
IN PIETRA SINTERIZZATA

DAS EINZIGE INEINANDERGREIFENDE PFLASTER
AUS FEINSTEINZEUG

PAVAGE AUTOBLOQUANT EXCLUSIF
EN GRÈS CÉRAME

PAVÈ 5 CM GRIGIONI, 20x40x5 cm (8"x16"x2")



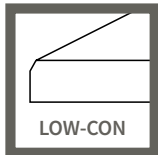


2"
5
cm

PAVÉ

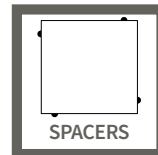
THE ONLY 5 CM SINTERED STONE INTERLOCKING PAVERS
L'UNICA PAVIMENTAZIONE AUTOBLOCCANTE IN PIETRA SINTERIZZATA 5 CM
DAS EINZIGE INEINANDERGREIFENDE PFLASTER AUS 5 CM FEINSTEINZEUG
PAVÉ EXCLUSIF AUTOBLOQUANT EN GRES CÉRAME 5 CM



STONE GRES



60x60 cm	40x60 cm	20x40 cm
24"x24"	16"x24"	8"x16"



20x20 cm	10x20 cm	10x10 cm
8"x8"	4"x8"	4"x4"

The slabs are rectified before burning on part of the thickness in order to lower the conicity typical of unrectified slabs.

Le lastre vengono rettificate a crudo su parte dello spessore al fine di ridurre la conicità tipica delle lastre non rettificate.

Die Platten werden vor dem Brennen auf einen Teil der Höhe rektifiziert um bessere Eigenschaften wie bei der Naturkante zu haben.

Les dalles sont rectifiées sur une partie de l'épaisseur avant la cuisson pour réduire leur valeur typique de conicité.

The slabs include spacers that guarantee joints thickness and reduce laying times.

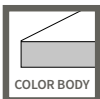
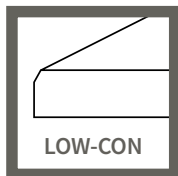
Le lastre includono distanziali ideati per garantire la fuga costante e ridurre i tempi di posa.

Das Pflaster hat Abstandshalter, die den Fugenabstand garantieren. Das verkürzt die Verlegezeit sehr.

Les dalles contiennent des entretoises conçues pour assurer des jointures uniformes et réduire le temps d'installation.

2"
5
cm

PAVÉ BASALTO



000713



60x60x5 cm
24"x24"x2"

000736



40x60x5 cm
16"x24"x2"

000735

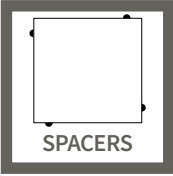


20x40x5 cm
8"x16"x2"

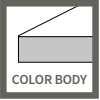


2"
5
cm

PAVÉ BASALTO



R11



000821
NEW
20x20x5 cm
8"x8"x2"


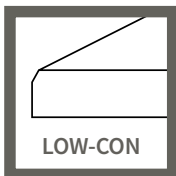
000820
NEW
10x20x5 cm
4"x8"x2"

000819
NEW
10x10x5 cm
4"x4"x2"



2"
5
cm

PAVÉ PORFIDO ROSSO



000739



60x60x5 cm
24"x24"x2"

000738




40x60x5 cm
16"x24"x2"

000737

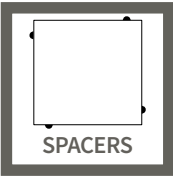


20x40x5 cm
8"x16"x2"

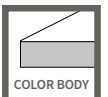


2"
5 cm

PAVÉ PORFIDO ROSSO



R11



000824
NEW
20x20x5 cm
8"x8"x2"

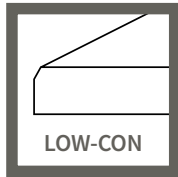
000823
NEW
10x20x5 cm
4"x8"x2"

000822
NEW
10x10x5 cm
4"x4"x2"



2"
5
cm

PAVÉ TIROLO



000742



60x60x5 cm
24"x24"x2"

000741



40x60x5 cm
16"x24"x2"

000740

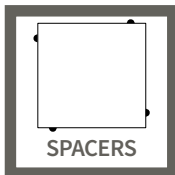


20x40x5 cm
8"x16"x2"


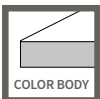


2"

5 PAVÉ TIROLO



R11



000827

NEW

20x20x5 cm
8"x8"x2"



000826

NEW


10x20x5 cm
4"x8"x2"



000825


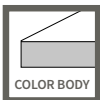
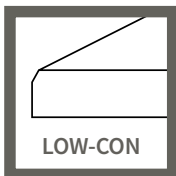
NEW

10x10x5 cm
4"x4"x2"




2"
5
cm

PAVÉ LAVICA SAND




000745



60x60x5 cm
24"x24"x2"

000744



40x60x5 cm
16"x24"x2"

000743

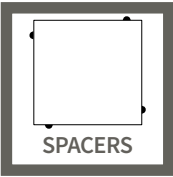


20x40x5 cm
8"x16"x2"


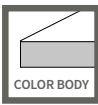


2"
5
cm

PAVÉ LAVICA SAND



R11



000830

NEW

20x20x5 cm
8"x8"x2"



000829

NEW



10x20x5 cm
4"x8"x2"



000828


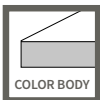
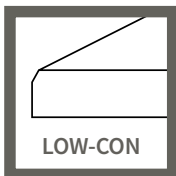
NEW

10x10x5 cm
4"x4"x2"



2"
5
cm

PAVÉ LAVICA GRIGIA



000748




60x60x5 cm
24"x24"x2"

000747




40x60x5 cm
16"x24"x2"

000746



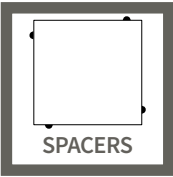
20x40x5 cm
8"x16"x2"




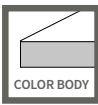
2"
5
cm

PAVÉ LAVICA GRIGIA

STONEGRES




R11



000833
NEW
20x20x5 cm
8"x8"x2"

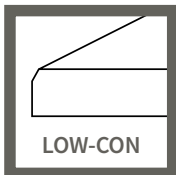
000832
NEW
10x20x5 cm
4"x8"x2"

000831
NEW
10x10x5 cm
4"x4"x2"


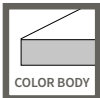


2"
5
cm

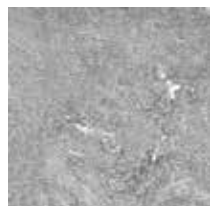
PAVÉ GRIGIONI



R11



000672



60x60x5 cm
24"x24"x2"

000671

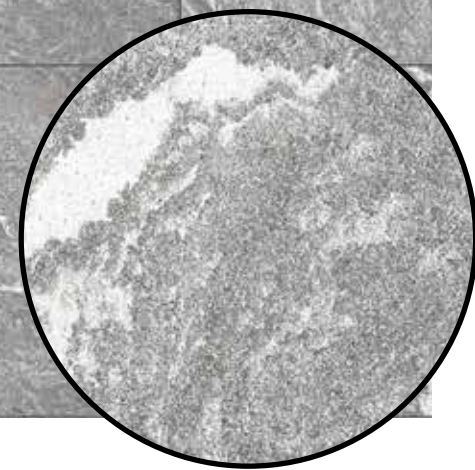


40x60x5 cm
16"x24"x2"

000670



20x40x5 cm
8"x16"x2"





PAVÈ 5 CM GRIGIONI, 60x60x5 cm (24"x24"x2")
PADUA, ITALY



UNIVERSALE 5 CM GRIGIONI 20x40x5 cm (8"x16"x2")
PAVÈ 5 CM GRIGIONI, 60x60x5 cm (24"x24"x2"), PADUA, ITALY



UNIVERSALE

**THE 5 CM COPING WITH 3 PRINTED SIDES,
THE SURFACE AND TWO LONG SIDES**

LA COPERTINA IN 5 CM CON 3 LATI STAMPATI, LA
SUPERFICIE E DUE LATI LUNGHI

DIE 5 CM KERAMIK MIT 3 BEDRUCKTEN SEITEN, DIE
OBERSEITE UND BEIDE LÄNGSSEITEN

LA COUVERTINE 5 CM IMPRIMÉE SUR 3 FACES: LA
SURFACE ET SUR LES 2 CÔTÉS LONGS


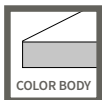
UNIVERSALE GRIGIONI, 40x60x5 cm (16"x24"x2")

2"
5
cm

UNIVERSALE GRIGIONI



R11



000712




40x60x5 cm
16"x24"x2"

000749



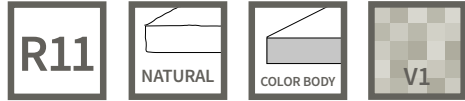
20x40x5 cm
8"x16"x2"

3 SIDES PRINTED
STAMPATO SU 3 LATI
3 SEITEN BEDRUCKT
IMPRIMÉ SUR LES 3 CÔTÉS



2"
5 cm

UNIVERSALE BASALTO



000759



40x60x5 cm
16"x24"x2"

000758



20x40x5 cm
8"x16"x2"



2"

5
cm

UNIVERSALE PORFIDO ROSSO

® STONEGRES

000751

40x60x5 cm
16"x24"x2"

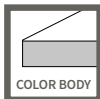
000750

20x40x5 cm
8"x16"x2"

R11



NATURAL



COLOR BODY



V3

3 SIDES PRINTED
STAMPATO SU 3 LATI
3 SEITEN BEDRUCKT
IMPRIMÉ SUR LES 3 CÔTÉS



2"
5
cm

UNIVERSALE TIROLO

® STONEGRES

STONE GRES

R11

NATURAL

COLOR BODY

V3

000753



40x60x5 cm
16"x24"x2"

000752



20x40x5 cm
8"x16"x2"

3 SIDES PRINTED
STAMPATO SU 3 LATI
3 SEITEN BEDRUCKT
IMPRIMÉ SUR LES 3 CÔTÉS



2"
5
cm

UNIVERSALE LAVICA SAND




000755


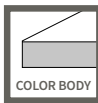


40x60x5 cm
16"x24"x2"

000754



20x40x5 cm
8"x16"x2"



3 SIDES PRINTED
STAMPATO SU 3 LATI
3 SEITEN BEDRUCKT
IMPRIMÉ SUR LES 3 CÔTÉS



2"

5
cm


UNIVERSALE LAVICA GRIGIA



000757


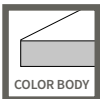


000756



40x60x5 cm 20x40x5 cm
16"x24"x2" 8"x16"x2"

R11



3 SIDES PRINTED
STAMPATO SU 3 LATI
3 SEITEN BEDRUCKT
IMPRIMÉ SUR LES 3 CÔTÉS



THE ONLY SINTERED STONE COBBLESTONE
L'UNICO SANPIETRINO IN PIETRA SINTERIZZATA
DER EINZIGE FEINSTEINZEUG PFLASTERSTEIN
LE SEUL PAVÉ EN GRÈS CÉRAME




6 CM NERO, 6 CM GRIGIO, 10x10x6,5 cm (4"x4"x2.6")



6 CM NERO, 6 CM GRIGIO, 10x10x6,5 cm (4"x4"x2.6")
BERGAMO, ITALY

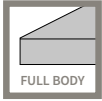
2.6"
6
cm

6 CM NERO




R11

000415




10x10x6,5 cm
4"x4"x2.6"



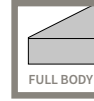
6 CM GRIGIO

STONEGRES





R11

000488



10x10x6,5 cm
4"x4"x2.6"





CUBETTI LUSERNA, 60x60x2 cm (24"x24"x0.8")
BERGAMO, ITALY

0.8"

2
cm

CUBETTI LUSERNA

® STONEGRES




R11



000368

LUSERNA





60x60x2 cm
24"x24"x0.8"

ROSONE CARRARA/LUSERNA

000369

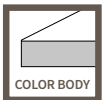


60x60x2 cm
24"x24"x0.8"



0.8"
2
cm

CUBETTI PORFIDO GRIGIO



PORFIDO GRIGIO


000374



60x60x2 cm
24"x24"x0.8"

ROSONE CARRARA/GRIGIO

000375



60x60x2 cm
24"x24"x0.8"

VENTAGLIO PORFIDO GRIGIO

000376



60x60x2 cm
24"x24"x0.8"

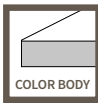


0.8"
2
cm

CUBETTI PORFIDO MARRONE



R11



PORFIDO MARRONE

000371



60x60x2 cm
24"x24"x0.8"

ROSONE CARRARA/MARRONE

000372



60x60x2 cm
24"x24"x0.8"





WAVY EDGES SLABS

LASTRE DAI BORDI ANTICATI

PLATTEN MIT ANTIK AUSSEHENDEN KANTEN


DALLES AVEC DES BORDURES ANTIQUE



0.8"

2 ANTICATO CREMA



STONEGRES




000703

40x80x2 cm

16"x32"x0.8"





WAVY EDGES SLABS

LASTRE DAI BORDI ANTICATI

PLATTEN MIT ANTIK AUSSEHENDEN KANTEN

DALLES AVEC DES BORDURES ANTIQUE

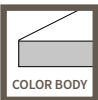



0.8"

2
cm

ANTICATO BELGISCH GRANIT



STONEGRES



900274

40x80x2 cm

16"x32"x0.8"





WAVY EDGES SLABS

LASTRE DAI BORDI ANTICATI

PLATTEN MIT ANTIK AUSSEHENDEN KANTEN

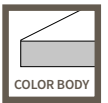
DALLES AVEC DES BORDURES ANTIQUE




0.8"
2
cm

ANTICATO QUARZITE MIX

STONEGRES



900273
40x80x2 cm
16"x32"x0.8"

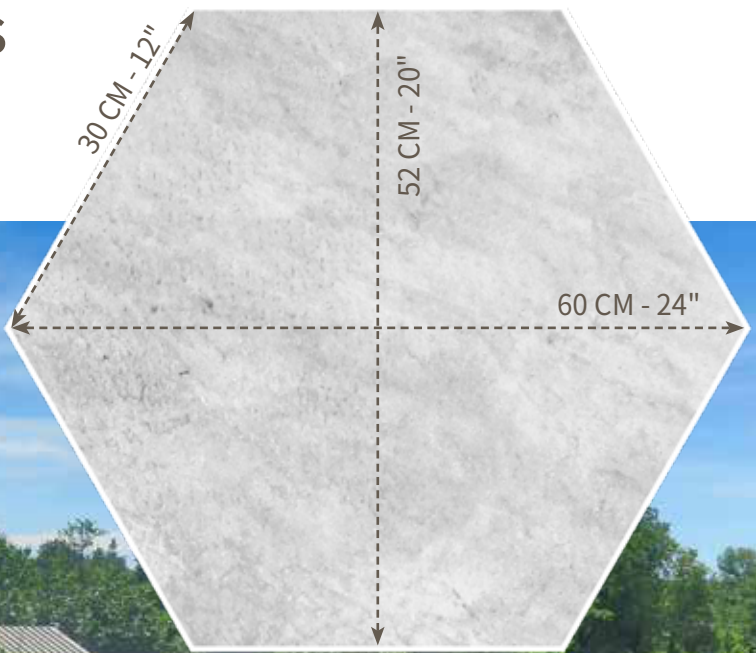


STONE GRES

0.8"
2
cm



SINTERED STONE HEXAGONS
ESAGONI IN PIETRA SINTERIZZATA
HEXAGONE AUS FEINSTEINZEUG
HEXAGONES EN GRÈS CÉRAME



ESAGONO QUARZITE BIANCA, BASALTO, GRIGIONI Ø 60x52x2 cm (24"x20"x0.8")
BRESCIA, ITALY

0.8"

2
cm

ESAGONO CAPPUCCINO

® STONEGRES



000383

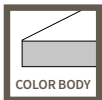
Ø 60x52x2 cm
24"x20"x0.8"



BRESCIA, ITALY


0.8"
2
cm

ESAGONO GRIGIONI



000384

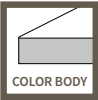
Ø 60x52x2 cm
24"x20"x0.8"



0.8"
2
cm


ESAGONO BASALTO

STONEGRES



000379

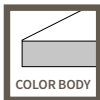
Ø 60x52x2 cm
24"x20"x0.8"



0.8"
2
cm

ESAGONO QUARZITE BIANCA

® STONEGRES



000378

Ø 60x52x2 cm
24"x20"x0.8"

0.8"

2
cm

ESAGONO FORESTA CHIARO

® STONEGRES



000387

Ø 60x52x2 cm
24"x20"x0.8"



0.8"

2
cm

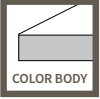
SINTERED STONE STEPPING STONES
 PASSI GIAPPONESI IN PIETRA SINTERIZZATA
 TRITTPLETTEN AUS FEINSTEINZEUG
 PAS JAPONAIS EN GRÈS CÉRAME



PASSO GIAPPONESE ARDESIA, Ø 42x36x2 cm (16"x14"x0.8")
 BERGAMO, ITALY

0.8"
2 PASSO GIAPPONESE **BARGE**
cm

® STONEGRES



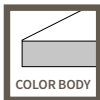
000279

Ø 42x36x2 cm
16"x14"x0.8"



0.8"
2
cmPASSO GIAPPONESE **GRIGIONI**

®STONEGRES



000278

Ø 42x36x2 cm
16"x14"x0.8"

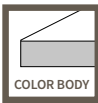
0.8"
2
cm

PASSO GIAPPONESE ARDESIA



R11

000280

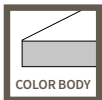


Ø 42x36x2 cm
16"x14"x0.8"



0.8"
2
cm

PASSO GIAPPONESE DARK GREY



000380SL

NEW

Ø 42x36x2 cm
16"x14"x0.8"





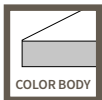
PASSO GIAPPONESE DARK GREY, Ø 42x36x2 cm (16"x14"x0.8")

0.8"
2
cm

PASSO GIAPPONESE **HOLZMARRONE**



000276



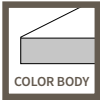

Ø 42x36x2 cm
16"x14"x0.8"



0.8"
2
cm

PASSO GIAPPONESE **HOLZ GRIGIO**

® STONEGRES



000277

Ø 42x36x2 cm
16"x14"x0.8"



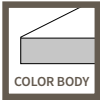


ANTIQUUS GRIS, 40,8x61,4x2 cm (16"x24"x0.8")

0.8"
2
cm

ANTIQUUS GRIS


STONEGRES



000797

NEW

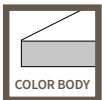
40,8x61,4x2 cm
16"x24"x0.8"



0.8"

2
cm

ANTIQUOUS VANILLA




000796



40,8x61,4x2 cm

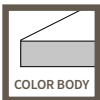

16"x24"x0.8"



0.8"
2 cm

ANTIQUUS CARBONIO

STONEGRES



000798

NEW

40,8x61,4x2 cm
16"x24"x0.8"



0.4"
1
cm

COMBINE

INDOOR & OUTDOOR

HARENA CALANCA LIGHT, 60x120x1 cm (24"x48"x0.4")



Thanks to Combine Indoor & Outdoor with reduced thickness slabs, designed for indoor environments, it is possible to furnish any kind of space with elegance, creating a surface continuity combination between different indoor and outdoor environments.

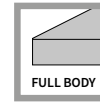
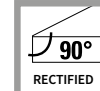

Grazie alle lastre a spessore ridotto Combine Indoor & Outdoor, pensate e dedicate all'utilizzo interno, si arreda con eleganza ogni tipo di spazio, creando una combinazione in continuità di superficie tra ambienti differenti, interni ed esterni.

Dank der Ausführungen in geringerer Dicke von Combine Indoor & Outdoor, die eigens für den Gebrauch im Inneren entwickelt wurden, gestaltet man jede Umgebung mit Eleganz, indem man eine Kombination von kontinuierlichen Oberflächen zwischen unterschiedlichen Bereichen, innen und außen schafft.

Grâce aux dalles à épaisseur réduite, Combine Indoor & Outdoor, pensées et destinées à une utilisation en intérieur, s'accorde avec élégance à n'importe quel type d'espace en créant une combinaison en surface continue entre des milieux différents, intérieurs et extérieurs.

0.4"
1
cm

COLOSSEO GRIGIONI



010106

30x60x1 cm
12"x24"x0.4"



R10

010206

30x60x1 cm
12"x24"x0.4"



R11

000341

60x120x1 cm
24"x48"x0.4"



R10

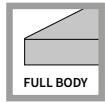
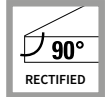





COLOSSEO GRIGIONI, 30x60x1 cm (12"x24"x0.4")



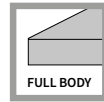
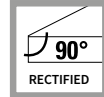

COLOSSEO QUARZITE SVEDESE



000587
60x60x1 cm
24"x24"x0.4" **R10**



COLOSSEO PIETRA DI GERUSALEMME



000614
30x60x1 cm
12"x24"x0.4" **R10**



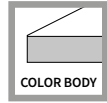


000608

120x120x1 cm
48"x48"x0.4" **R10**





DUOMO PIETRA



010806

30x60x1 cm
12"x24"x0.4"



R10

010612

60x60x1 cm
24"x24"x0.4"



R10

010413

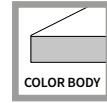
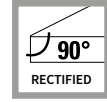

60x90x1 cm
24"x36"x0.4"



R10




DUOMO OMBRA



010606

30x60x1 cm
12"x24"x0.4"



R10

010412

60x60x1 cm
24"x24"x0.4"



R10

010213

60x90x1 cm
24"x36"x0.4"



R10

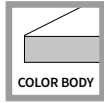






DUOMO PERLA, 60x90x1 cm (24"x36"x0.4")
ANVERSA, BELGIUM



DUOMO PERLA



010506

30x60x1 cm
12"x24"x0.4"



R10

010312

60x60x1 cm
24"x24"x0.4"




R10

010113

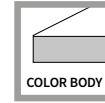
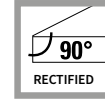
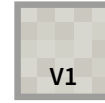
60x90x1 cm
24"x36"x0.4"



R10



DUOMO SABBIA



010706

30x60x1 cm
12"x24"x0.4"



R10

010512

60x60x1 cm
24"x24"x0.4"




R10

010313

60x90x1 cm
24"x36"x0.4"





R10

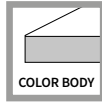





HARENA CALANCA DARK



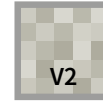
010406
30x60x1 cm
12"x24"x0.4"  **R10**




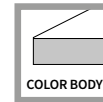
010214  **R10**
60x120x1 cm
24"x48"x0.4"



HARENA CALANCA LIGHT



010306
30x60x1 cm
12"x24"x0.4"  **R10**



010114  **R10**
60x120x1 cm
24"x48"x0.4"





HARENA CALANCA DARK, 60x120x1 cm (24"x48"x0.4")
MADONNA DI CAMPIGLIO, ITALY



DUOMO TRAVERTINO BEIGE

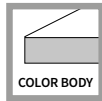
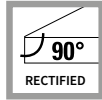
000486



30x60x1 cm
12"x24"x0.4"




R10



DUOMO TRAVERTINO NOCE

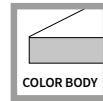
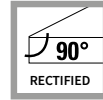
000487



30x60x1 cm
12"x24"x0.4"



R10



FORTEZZA BIASCA


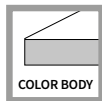
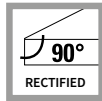
000590



60x120x1 cm
24"x48"x0.4"



R11

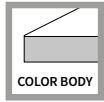




0.4"
1
cm

HARENA HOLZ MARRONE

010215
20x120x1 cm
8"x48"x0.4"

R10

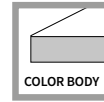
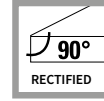



0.4"
1
cm

HARENA HOLZ NOCE

010115
20x120x1 cm
8"x48"x0.4"

R10

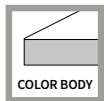



0.4"
1
cm

HARENA HOLZ GRIGIO

010315
20x120x1 cm
8"x48"x0.4"

R10



LVIV, UKRAINE

CERA PANEL



No frost
Ingelivo
Frostfest
Antigel



Natural touch sensation
Sensibilità tattile naturale
Natürliches
Berührungsgefühl
Sensation de toucher
naturelle



Natural stone reproduction
Riproduzione di pietra
naturale
Natursteinreproduktion
Reproduction de
pierre naturelle



Wear resistance
Resistente all'usura
Verschleißfestigkeit
Résistance à l'usure



Colors stable
Colori stabili
Farbsicher
Couleurs stables



Ecological
Ecologico
Ökologisch
Écologique



Easy to lay
Facile da posare
Einfach zu verlegen
Facile à poser



Stain resistant
Resistente a macchie
Beständig gegen Flecken
Résistant aux tâches



Chemicals resistance
Resistente agli acidi
Beständig gegen
Säuren
Résistant aux acides



Easy to clean
Facile da pulire
Pflegeleicht
Facile à nettoyer

DECORATING CLADDINGS IN SINTERED STONE

RIVESTIMENTI DECORATIVI IN PIETRA SINTERIZZATA
WANDVERKLEIDUNG AUS FEINSTEINZEUG
REVÊTEMENT DE DÉCORATION EN GRÈS CÉRAME

The exclusive CERA PANEL claddings stand out for their extreme ease of installation, offering a particularly suitable solution for renovations and to improve the laying on walls. CERA PANEL is able to offer an extremely effective and natural final stylistic effect.

Gli esclusivi rivestimenti CERA PANEL si distinguono per l'estrema facilità di installazione, offrendo una soluzione particolarmente adatta per ristrutturazioni e per migliorare la posa a rivestimento. CERA PANEL è in grado di offrire un effetto stilistico finale estremamente efficace e naturale.

Die exklusiven CERA PANEL Keramik Riemchen zeichnen sich durch ihre einfache Verlegung aus und bieten eine besonders gute Lösung für Renovierungen und zur Neugestaltung Ihrer Wände an. CERA PANEL bietet ein äußerst wirkungsvolles und natürliches stilistisches Aussehen.

Les revêtements exclusifs CERA PANEL se distinguent par leur extrême facilité d'installation, offrant une solution particulièrement adaptée pour les rénovations et pour améliorer la pose sur les murs. CERA PANEL est en mesure d'offrir un effet stylistique final extrêmement efficace et naturel.



CLAY GHIACCIO

CERA
PANEL



000897

NEW

16x40x1 cm
6"x16"x0.4"



CLAY ORANGE



000898

NEW

16x40x1 cm
6"x16"x0.4"



CLAY COPPER

CERA
PANEL

000899

NEW

16x40x1 cm
6"x16"x0.4"



MINERAL AMBER



000900

NEW

7,5x38,5x0,9 cm
3"x15"x0.35"



MINERAL STEEL

CERA
-PANEL

000901

NEW

7,5x38,5x0,9 cm

3"x15"x0.35"



MINERAL DESERT



000902

NEW

7,5x38,5x0,9 cm
3"x15"x0.35"



MINERAL SHADOW

CERA
-PANEL

000903

NEW

7,5x38,5x0,9 cm
3"x15"x0.35"



NATURE ALASKA



000904

NEW

16x40x1,5 cm
6"x16"x0.6"



NATURE TIBET

CERA
-PANEL



000908

NEW

16x40x1,5 cm

6"x16"x0.6"



NATURE MIX



000909

NEW

16x40x1,5 cm
6"x16"x0.6"



NATURE BRASIL


CERA
-PANEL



000910

NEW

16x40x1,5 cm
6"x16"x0.6"



VULCAN SAHARA

CERA
PANEL



000911

NEW

16x40x0,9 cm
6"x16"x0.35"



VULCAN DUST

CERA
PANEL



000912

NEW


16x40x0,9 cm
6"x16"x0.35"



MODULE SERVICE

SERVIZIO MODULARE
MODULIEREN BEDIENUNG
MODULER SERVICE

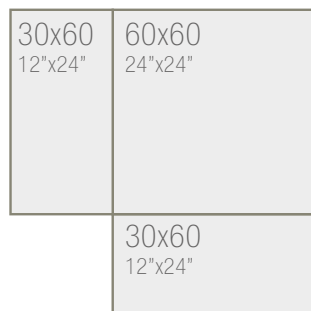
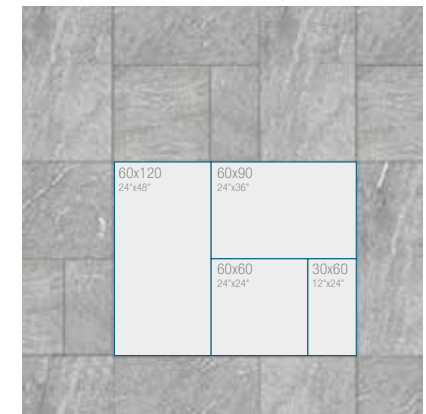
Different sizes, greater freedom. Customize your paving, choose your color.
Formati differenti, grande libertà. Personalizza il tuo pavimento, scegli il tuo colore.
Verschiedene grössen, grosse freiheit. Personalisieren Wähle deine Farbe.
Différentes tailles, plus grande liberté. Personnalisez votre pavé, choisiss ta couleur.



MODULE 1

60x120 (24"x48") = 40%
60x60 (24"x24") = 20%
60x90 + 30x60 (24"x36"+12"x24") = 40%

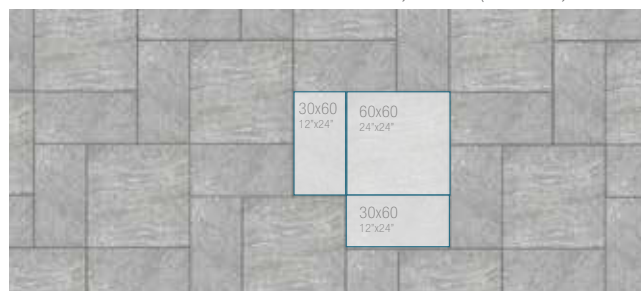
Available in all colors:
Disponibile in tutti i colori:
In allen Farben erhältlich:
Existe dans toutes les couleurs:
60x120 (24"x48")



MODULE 2

60x60 (24"x24") = 50%
30x60 (12"x24") = 50%

Available in all colors:
Disponibile in tutti i colori:
In allen Farben erhältlich:
Existe dans toutes les couleurs:
60x60, 60x90 (24"x24", 24"x36")




MODULE 3

60x60 (24"x24") = 57%
30x30 (12"x12") = 14%
30x60 (12"x24") = 29%

Available in all colors:
Disponibile in tutti i colori:
In allen Farben erhältlich:
Existe dans toutes les couleurs:
60x60, 60x90 (24"x24", 24"x36")

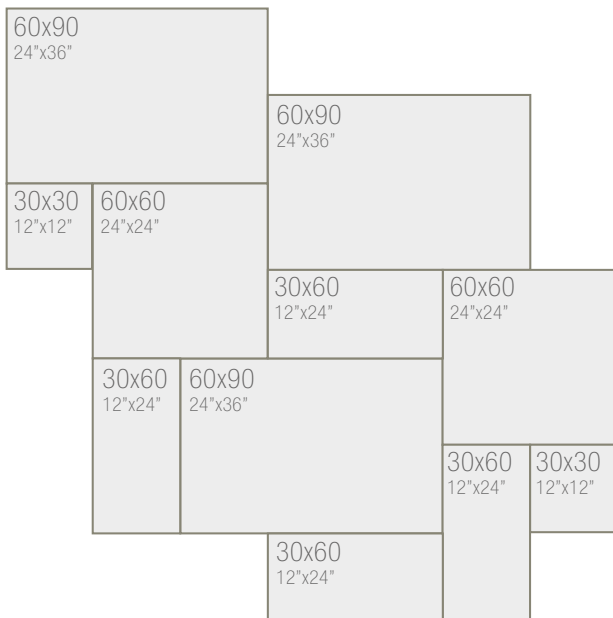




MODULE 4

60x60 (24"x24") = 44%
 30x60 (12"x24") = 45%
 30x30 (12"x12") = 11%

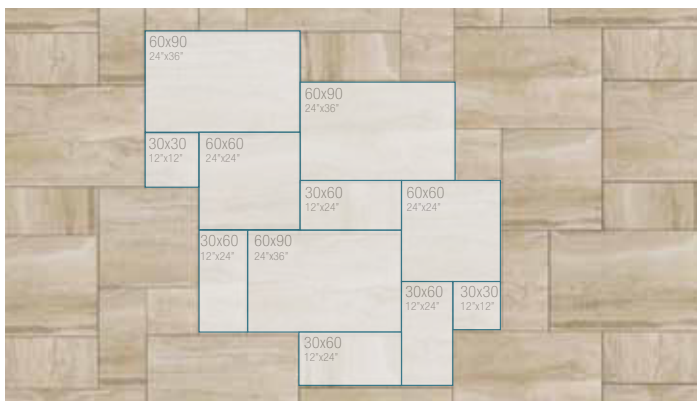
Available in all colors:
 Disponibile in tutti i colori:
 In allen Farben erhältlich:
 Existe dans toutes les couleurs:
 60x60, 60x90, 90x90 (24"x24, 24"x36", 36"x36")



MODULE 5

90x60 (36"x24") = 56%
 60x60 (24"x24") = 25%
 30x60 (12"x24") = 13%
 30x30 (12"x12") = 6%

Available in all colors:
 Disponibile in tutti i colori:
 In allen Farben erhältlich:
 Existe dans toutes les couleurs:
 60x90, 60x120 (24"x36"), (24"x48")



DUOMO TRAVERTINO, BEIGE MODULE 5



SPECIAL CUTS

TAGLI SPECIALI
SPEZIALSCHNITT
COUPE SPÉCIALE

TORRE QUARZITE GRIGIA, 20x20x2 cm (8"x8"x0.8"),
SAINT JULIAN'S, MALTA



Customize your paving, choose your color.

Personalizza il tuo pavimento, scegli il tuo colore.

Passen Sie Ihre Pflasterung an, wählen Sie Ihre Farbe.

Personnalise ton pavage, choisis ta couleur.

60x60
24"x24"



30x60
12"x24"

30x30
12"x12"

40x80
16"x32"



40x40
16"x16"

20x80
8"x32"

60x90
24"x36"



30x90
12"x36"

45x60
18"x24"

40x120
16"x48"



20x120
8"x48"

40x60
16"x24"

COLOSSEO FIORA 30x60x2 cm (12"x24"x0.8")
SAN MARINO



COLOSSEO SILVERGRAU 30x60x2 cm (12"x24"x0.8")
BERGAMO, ITALY



HARENA CALANCA LIGHT, VARIOUS SIZES
MADONNA DI CAMPIGLIO, ITALY



COLOSSEO GRIGIONI 30x60x2 cm (12"x24"x0.8")
ASPEN, USA



SPECIAL PIECES

PEZZI SPECIALI
SONDERTEILE
PIÉCES SPÉCIALES

All colors and desired formats are available upon request the special pieces are obtained from standard sizes available in the catalogue, with the condition of the maximum size of the same slab.


Disponibili a richiesta tutti i colori e formati desiderati. Vengono ricavati dalle misure delle lastre standard disponibili a catalogo con il vincolo della dimensione massima della stessa lastra.

Alle Farben und gewünschten Formate sind auf Anfrage erhältlich Die Sonderanfertigungen werden aus der, im Katalog verfügbaren Standardgrößen, gefertigt.

Disponible sur toutes les couleurs et les tailles souhaitées sont obtenues à partir de tailles standard disponibles dans le catalogue, à la condition de la taille maximale de la même dalle.



L - U COPING
COPERTINA L - U
ABDECKPLATT L - U
COUVERTINE L - U



BLOCK STEP
GRADONE
BLOCKSTUFE
MARCHE BLOC



BULLNOSE
BORDO TORO
ABGERUNDETE KANTE
BORDS ARRONDIS



RAISED STEP
GRADINI RIALZATI
ERHÖHTE STUFEN
MARCHE SURÉLEVÉE





GRID
GRIGLIA
GITTER
GRILLE



PLANTER
FIORIERA
BLUMENTOPF
JARDINIÈRE



BENCHE
SEDUTA
BANK
SÉANCE



PILLAR TABLE
TAVOLO COLONNA
SÄULENTISCH
TABLEAU
EN COLONNE



PLANTER
FIORIERA
BLUMENTOPF
JARDINIÈRE

L - U COPING
COPERTINA L - U
ABDECKPLATT L - U
COUVERTINE L - U

BLOCK STEP
GRADONE
BLOCKSTUFE
MARCHE BLOC

CUTTING PROCESS
LAVORAZIONE TAGLIO
SCHNEIDVERFAHREN
PROCESSUS DE COÛPE

BULLNOSE
BORDO TORO
ABGERUNDETE KANTE
BORDS ARRONDIS

BENCHE
SEDUTA
BANK
SÉANCE



L - U COPING - COPERTINA L - U - ABDECKPLATT L - U - COUVERTINE L - U



L COPING - COPERTINA L - ABDECKPLATT L - COUVERTINE L



BLOCK STEP - GRADONE - BLOCKSTUFE - MARCHE BLOC



L COPING - COPERTINA L - ABDECKPLATT L - COUVERTINE L



BULLNOSE - BORDO TORO - ABGERUNDETE KANTE BORDS ARRONDIS



FLOWERPOT - FIORIERA - BLUMENTOPF - JARDINIÈRE

FLOWERPOT - FIORIERA - BLUMENTOPF - JARDINIÈRE



L COPING - COPERTINA L - ABDECKPLATT L - COUVERTINE L



BULLNOSE - BORDO TORO - ABGERUNDETE KANTE - BORDSARRONDIS



L COPING - COPERTINA L - ABDECKPLATT L - COUVERTINE L



BULLNOSE - BORDO TORO - ABGERUNDETE KANTE - BORDSARRONDIS


L COPING - COPERTINA L - ABDECKPLATT L - COUVERTINE L



BULLNOSE - BORDO TORO - ABGERUNDETE KANTE - BORDSARRONDIS



GRID - GRIGLIA - GITTER - GRILLE



OUTDOOR FORNITURE


ARREDO ESTERNO
MÖBEL FÜR DEN
AUßENBEREICH
MOBILIER D'EXTÉRIEUR

A new way of designing the outdoors: flowerpot, seats, vases, benches and bollards in sintered stone for parks, terraces, gardens, courtyards and squares. The combination of these elements allows the realization of a real modular system with products of the same tone, color and material.

Un nuovo modo di progettare l'outdoor: fioriere, sedute, vasi, panchine e dissuasori in pietra sinterizzata per parchi, terrazzi, giardini, cortili e piazze. La combinazione di questi elementi permette la realizzazione di un vero e proprio sistema modulare con prodotti dello stesso tono, colore e materiale.

Eine neue Art, den Außenbereich zu gestalten: Blumentöpfe, Sitzgelegenheiten, Vasen, Bänke und Poller aus Feinsteinzeug für Parks, Terrassen, Gärten, Höfe und Plätze. Die Kombination dieser Elemente ermöglicht die Realisierung eines echten modularen Systems mit Produkten im gleichen Ton, in der gleichen Farbe und im gleichen Material.

Une nouvelle façon de concevoir l'extérieur: pots de fleurs, sièges, vases, bancs et bornes en grès cérame pour parcs, terrasses, jardins, cours et places. La combinaison de ces éléments permet la réalisation d'un véritable système modulaire avec des produits de même ton, couleur et matière.





FLOWERPOT - FIORIERA - BLUMENTOPF - JARDINIÈRE

Starting from the range of available sizes, it is possible to obtain flowerpots of any size, shape and color.

Partendo dalla gamma di formati disponibili è possibile ricavare fioriere di qualsiasi dimensione, forma e colore.

Ausgehend von der Palette der verfügbaren Größen ist es möglich, Blumentöpfe in jeder Größe, Form und Farbe zu erhalten.

À partir de la gamme de formats disponibles, il est possible d'obtenir des jardinières de toutes tailles, formes et couleurs.





BENCH - SEDUTA - BÄNKE - BANC

The benches can be made in customized sizes and colors.

Possono essere realizzate in grandezze e colorazioni personalizzate.

Können in individuellen Größen und Farben hergestellt werden.

Peuvent être réalisés dans des dimensions et des couleurs personnalisées.



SINTERED STONE INSTALLATION

POSA DELLA PIETRA
SINTERIZZATA
FEINSTEINZEUG INSTALLATION
INSTALLATION DU GRÈS CÉRAMÉ

LAYING ON SCREED WITH ADHESIVE

Posa su massetto con colla
Verlegung auf Estrich mit Kleber
Pose sur chape avec adhésif



INSTALLATION WITH EASY PAVING

Posa con EASY PAVING
Verlegung mit EASY PAVING
Pose avec EASY PAVING



DRY LAYING ON GRASS

Posa a secco su Erba
Trockenverlegung auf Rasen
Pose à sec sur Herbe



LAYING ON WET SAND WITH CEMENT

Posa fresco su fresco sabbia misto cemento
Verlegung auf nassen Sand mit Zement
Pose sur chappe maigre



VENTILATED FAÇADES INSTALLATION

Installazione di facciate ventilate
Installation von belüfteten Fassaden
Installation de façades ventilées



DRY LAYING ON SAND / GRAVEL

Posa a secco su Sabbia / Ghiaia
Trockenverlegung auf Sand / Kies
Pose à sec sur Sable / Gravier



RAISED LAYING WITH SUPPORT

Posa sopraelevata con supporto
Verlegung auf Stelzlager
Pose surélevée avec support



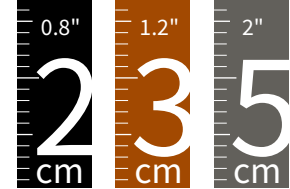
CERA PANEL INSTALLATION

Installazione di CERA PANEL
Installation von CERA PANEL
Installation de CERA PANEL



DRY-LAY INSTALLATION ON GRASS

POSA A SECCO IN APPOGGIO SU ERBA
TROCKENE VERLEGUNG DURCH AUFLAGE AUF HERBE
POSE À SEC EN APPUI SUR L'HERBE



DESTINATIONS - DESTINAZIONI - ZIELE - DESTINATIONS

- **Driveways**
Vialetti carrabili
Einfahrten
Allées
- **Residential areas**
Aree residenziali
Wohngebiete
Aires résidentielles
- **Commercial areas**
Aree commerciali - Gewerbeflächen
- Zones commerciales
- **Terraces**
Terrazze - Terrassen - Terrasses
- **Garden, courtyard or patio**
Giardino, cortile, patio - Garten oder Hof - Jardin, cour, patio

ADVANTAGES - VANTAGGI - VORTEILE - AVANTAGES

- **Easy to install**
Facile da installare
Einfach zu installieren
Facile à installer
- **Easy maintenance**
Manutenzione facilitata
Einfache Wartung
Entretien facile
- **Reusable and replaceable**
Riutilizzabile e sostenibile
Wiederverwenden und austauschbar
Réutilisable et remplaçable
- **Immediately usable**
Immediatamente utilizzabile
Sofort benutzbar
Immédiatement utilisable
- **Draining surface**
Superficie drenante
Oberfläche entleeren - Surface drainante
- **Inspectable**
Ispezionabile
Inspizierbar
Inspectable



In public zones or private gardens, in the presence of lawn slabs, they can be laid dry on top of grass without using any adhesives. This allows you to change the flooring at any time and to reuse the same slabs several times. Dry laying does not require the intervention of specialized professionals and is immediately walkable.

In presenza di fondi erbosi, sia in abitazioni private che in aree pubbliche, le lastre vengono posate a secco sul basamento senza l'utilizzo di collanti edilizi. Ciò permette di modificare le pavimentazioni in qualsiasi momento e di riutilizzare le stesse lastre più volte. La posa a secco non richiede l'intervento di professionisti specializzati e risulta immediatamente calpestabile.

Bei Rasenflächen in privaten oder öffentlichen Gärten werden die Platten trocken auf dem Untergrund, ohne Verwendung von Bauklebern, verlegt. Auf diese Weise können die Böden jederzeit geändert und die selben Platten mehrmals wiederverwendet werden. Für die Trockenverlegung werden keine Fachleute benötigt und der Boden ist sofort begehbar.

En présence d'herbe, dans les jardins privés ou dans les zones publiques, les dalles sont posées à sec sur la base sans colles techniques. Cela permet de modifier les pavages à tout moment et de réutiliser les dalles plusieurs fois. La pose à sec n'exige pas l'intervention de spécialistes et elle est immédiatement praticable.



DRIVE-OVER FOR SLABS WITH 3, 5 CM (1.2", 2") THICKNESS
CARRABILE PER LASTRE DI 3, 5 CM DI SPESSORE
ÜBERFAHREN FÜR PLATTEN MIT 3, 5 CM DICKE
CARROSSABLE POUR LES DALLES D'ÉPAISSEUR DE 3, 5 CM



VIDEO



DRY-LAY INSTALLATION ON SAND OR GRAVEL

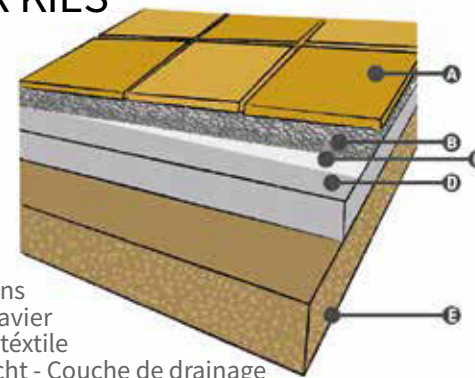
POSA A SECCO IN APPOGGIO SU SABBIA O GHIAIA
TROCKENE VERLEGUNG DURCH AUFLAGE AUF SAND ODER KIES
POSE À SEC EN APPUI SUR SABLE OU GRAVIER



EXAMPLE OF LAYING ON GROUND

ESEMPIO DI POSA SU TERRENO
BEISPIEL FÜR DAS AUFLEGEN AUF DEM BODEN
EXEMPLE DE POSE AU SOL

- A: Slabs with Cross Spacer** - Lastre con Crocette - Platte mit Kreuzabstandhalter - Dalles avec Croisillons
- B: Sand/Gravel** - Sabbia/Ghiaia - Sand/Kies - Sable/Gravier
- C: Non-woven fabric** - Geotessuto - Geogewebe - Geo-téxtil
- D: Drainage layer** - Strato di drenaggio - Drainageschicht - Couche de drainage
- E: Soil** - Terreno - Boden - Sol



The slabs can be laid dry without the need adhesives. This means the slabs are easily levelled out on top of the sand/gravel and are ready for use immediately afterwards. This allows users to change the paving at any time or reuse the same material several times, even in different locations.

Le lastre si possono posare a secco senza l'utilizzo di collanti edili. Ciò permette di assestare e livellare velocemente la lastra sulla sabbia/ghiaia risultando immediatamente calpestabile. Questo metodo permette di modificare il disegno di posa in qualsiasi momento o di riutilizzare le stesse lastre più volte anche in contesti diversi.

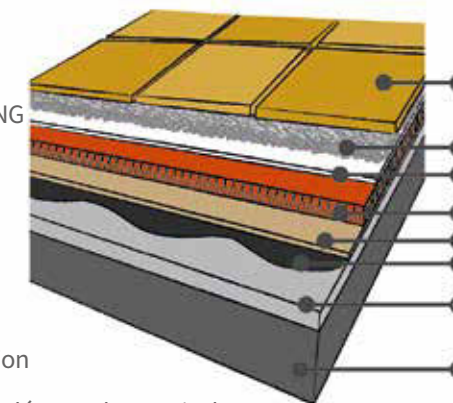
Die Platten können ohne Klebstoffe trocken verlegt werden. Dadurch lassen sich die Platten einfach auf dem Sand/Kies nivellieren und sind danach sofort einsatzbereit. So kann der Nutzer den Belag jederzeit wechseln oder das gleiche Material mehrmals wiederverwenden, auch an unterschiedlichen Orten.

Les dalles peuvent être posées à secs sans avoir besoin de colles. Cela signifie que les dalles sont facilement nivelées sur le sable/gravier et sont prêtes à l'emploi immédiatement après. Cela permet aux utilisateurs de changer de pavage à tout moment ou de réutiliser plusieurs fois le même matériau, même à des endroits différents.

EXAMPLE OF LAYING ON FLAT COVERING

ESEMPIO DI POSA SU COPERTURA PIANA
BEISPIEL FÜR DIE VERLEGUNG DER FLACHEN ABDECKUNG
EXEMPLE DE POSE SUR REVÊTEMENT PLAT

- A: Slabs with Cross Spacer** - Lastre con Crocette - Platte mit Kreuzabstandhalter - Dalles avec Croisillons
- B: Ballast layer of gravel**
Strato di zavorramento in ghiaia - Beschwerungsschicht aus Kies - Couche de lestage dans le gravier
- C: Separation layer**
Strato di separazione - Trennschicht - Couche de séparation
- D: Thermal insulation element**
Elemento termoisolante - Wärmedämmendes Element - Élément thermo-isolant
- E: Vapour barrier** - Barriera al vapore - Dampfsperre - Barrière à la vapeur
- F: Waterproof layer** - Manto impermeabile - Undurchlässige Schicht - Revêtement imperméable
- G: Sloping screed** - Massetto di pendenza - Estrich mit Gefälle - Chape d'inclinaison
- H: Floor** - Solaio - Decke - Plancher



The laying solutions are merely indicative. Soluzioni di posa puramente indicative.
Rein beispielsweise Verlegelösungen. Solutions de pose purement indicatives.



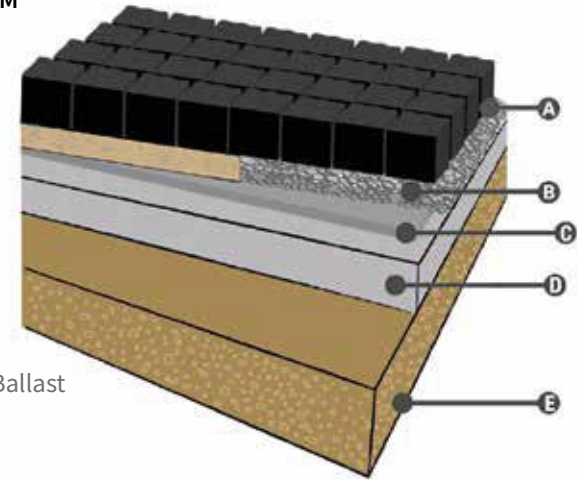
DRIVE-OVER FOR SLABS WITH 3, 5, 6 CM (1.2", 2", 2.4") THICKNESS
CARRABILE PER LASTRE DI 3, 5, 6 CM DI SPESSORE
ÜBERFAHREN FÜR PLATTEN MIT 3, 5, 6 CM DICKE
CARROSSABLE POUR LES DALLES D'ÉPAISSEUR DE 3, 5, 6 CM





EXAMPLE OF LAYING ON GROUND OF 6 CM
 ESEMPIO DI POSA SU TERRENO DEL 6 CM
 BEISPIEL FÜR DIE VERLEGUNG AUF 6 CM
 EXEMPLE DE POSE SUR LE SOL DE 6 CM

- A: 6 CM**
- B: Sand/gravel**
Sabbia/ghiaia - Sand/Kies - Sable/gravier
- C: Screed with electrowelded mesh**
Massetto con rete elettrosaldata
Estrich mit Elektroschweißgitter
Chape avec treillis électrosoudé
- D: Roadbed** - Massiccata - Straßenbett - Ballast
- E: Soil** - Terreno - Boden - Sol



DESTINATIONS - DESTINAZIONI - ZIELE - DESTINATIONS

- **Driveways**
Vialetti carrabili
Einfahrten
Allées
- **Residential areas**
Aree residenziali
Wohngebiete
Aires résidentielles
- **Commercial areas**
Aree commerciali - Gewerbeflächen
- Zones commerciales
- **Terraces**
Terrazze - Terrassen - Terrasses
- **Garden, courtyard or patio**
Giardino, cortile, patio - Garten oder Hof - Jardin, cour, patio

ADVANTAGES - VANTAGGI - VORTEILE - AVANTAGES

- **Easy to install**
Facile da installare
Einfach zu installieren
Facile à installer
- **Easy maintenance**
Manutenzione facilitata
Einfache Wartung
Entretien facile
- **Reusable and replaceable**
Riutilizzabile e sostenibile
Wiederverwen und austauschbar
Réutilisable et remplaçable
- **Draining surface**
Superficie drenante
Oberfläche entleeren - Surface drainante
- **Inspectable**
Ispezionabile
Inspezierbar
Inspectable
- **Immediately usable**
Immediatamente utilizzabile
Sofort benutzbar
Immédiatement utilisable



VIDEO



LAYING ON SCREED WITH ADHESIVE

POSA SU MASSETTO CON COLLA
MIT KLEBSTOFF AUF DEN ESTRICH LEGEN
POSE SUR CHAPE AVEC COLLE



DESTINATIONS - DESTINAZIONI - ZIELE - DESTINATIONS

- **Driveways**
Vialetti carrabili - Einfahrten - Allées
- **Pool sides**
Bordi piscina - Poolseiten - Côté piscine
- **Terraces**
Terrazze - Terrassen - Terrasses
- **Car parking**
Parcheggi - Parkplatz - Parking
- **Residential areas**
Aree residenziali - Wohngebiete - Aires résidentielles
- **Commercial areas**
Aree commerciali - Gewerbeflächen - Zones commerciales
- **Outdoor stairs**
Scale esterne - Außentreppen - Escaliers extérieurs
- **Garage ramps**
Rampe garage - Garagenrampen - Rampes de garage

ADVANTAGES - VANTAGGI - VORTEILE - AVANTAGES

- **Maximum stability over time**
Massima stabilità nel tempo
Maximale Stabilität über die Zeit
Stabilité maximale dans le temps
- **Ideal for driveways**
Ideale per superfici carrabili
Ideal für Einfahrten
Idéal pour les allées
- **Ideal for intense pedestrian circulation**
Ideale per circolazioni pedonali intense
Ideal für eine intensive Fußgängerzirkulation
Idéal pour une circulation piétonne intense



The advanced technical features of the sintered stone collections, combined with an adhesive laying technique on screed, allow users to create perfectly stable and exceptionally hard-wearing surfaces. The slabs used with this solution can withstand both moving and parked vehicles. Ideal for heavily frequented areas, in particular for squares, pavements, or ramps. Expansion joints are necessary and joints must be filled with cementitious grout.

Le elevate caratteristiche tecniche delle collezioni in pietra sinterizzata combinate alla soluzione di posa a colla su massetto permettono di generare superfici perfettamente stabili ed eccezionalmente resistenti. Le lastre utilizzate con questa soluzione sono in grado di sopportare il passaggio e la sosta di autoveicoli. Ideali per tutte le strutture urbane molto frequentate quali piazze, marciapiedi o rampe. Sono necessari i giunti di dilatazione e le fughe tra le lastre devono essere riempite con stucco cementizio.

Die fortschrittlichen technischen Merkmale der Feinsteinzeugkollektionen in Kombination mit einer klebenden Verlegetechnik auf Estrich ermöglichen es dem Benutzer, perfekt stabile und außergewöhnlich strapazierfähige Oberflächen zu schaffen. Die mit dieser Lösung verwendeten Platten können sowohl fahrenden als auch geparkten Fahrzeugen standhalten. Ideal für stark frequentierte Bereiche, insbesondere für Plätze, Gehwege oder Rampen. Dehnungsfugen sind notwendig und Fugen müssen mit Zementmörtel gefüllt werden.

Les caractéristiques techniques avancées de la collection en grès cérame combinées avec la solution de pose adhésive sur la chape, elles permettent de créer surfaces parfaitement stables et exceptionnellement résistantes. Les dalles utilisées avec cette solution-ci, elles peuvent soutenir le passage et l'arrêt de voitures. Idéales pour toutes les structures urbaines souvent fréquentées comme places, trottoirs ou rampes. Les jointures sont nécessaires et elles doivent être jointoyées avec ciment.



DRIVE-OVER FOR SLABS WITH 2, 3, 5, 6 CM (0.8", 1.2", 2", 2.4") THICKNESS
CARRABILE PER LASTRE DI 2, 3, 5, 6 CM DI SPESSORE
ÜBERFAHREN FÜR PLATTEN MIT 2, 3, 5, 6 CM DICKE
CARROSSABLE POUR LES DALLES D'ÉPAISSEUR DE 2, 3, 5, 6 CM

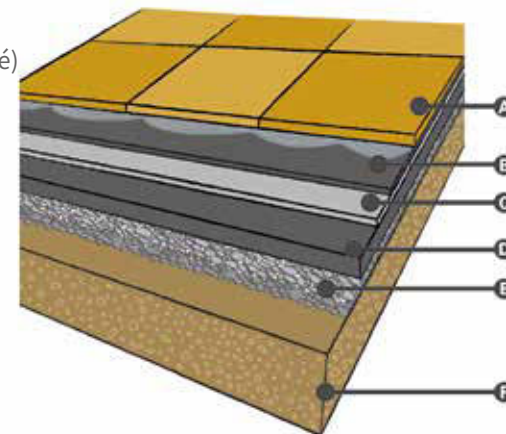




EXAMPLE OF LAYING ON GROUND

ESEMPIO DI POSA SU TERRENO
 BEISPIEL FÜR DAS AUFLEGEN AUF DEM BODEN
 EXEMPLE DE POSE AU SOL

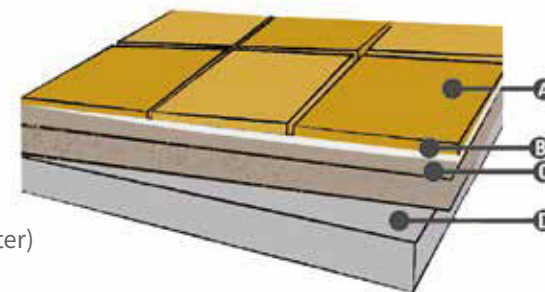
- A: Slab laid with adhesive** - Lastra posata con collante
 - Platte mit Kleber verlegt - Dalle posé avec de la colle
- B: Leveling concrete screed (may include electro welded mesh)** - Caldana livellante (eventuale rete elettrosaldada)
 Betonestrich (eventuelles Bewehrungsgitter)
 Chape en béton (éventuel grillage électrosoudé)
- C: Reinforcement layer** - Strato di rinforzo
 Verstärkungsschicht - Couche de renfort
- D: Concrete screed**
 Massetto in calcestruzzo - Betonestrich
 - Chape en béton
- E: Loose stone foundation (gravel)**
 Vespaio (ghiaia) - Hohraum (Kies)
 Guide sanitaire (gravier)
- F: Soil** - Terreno - Erdreich - Terrain



EXAMPLE OF LAYING ON SCREED

ESEMPIO DI POSA SU MASSETTO
 BEISPIEL FÜR DAS AUFLEGEN AUF SCREED
 EXEMPLE DE POSE SUR SCREED

- A: Slab** - Lastra - Platte - Dalle
- B: Adhesive** - Colla - Kleben - Colle
- C: Leveling concrete screed (may include electro welded mesh)**
 Caldana livellante (eventuale rete elettrosaldada)
 Betonestrich (eventuelles Bewehrungsgitter)
 Chape en béton (éventuel grillage électrosoudé)
- D: Structural screed** - Massetto strutturale
 - Strukturestrich - Chape structurelle



The laying solutions are merely indicative. Soluzioni di posa puramente indicative.
 Rein beispielsweise Verlegelösungen. Solutions de pose purement indicatives.

VIDEO



LAYING ON WET SAND WITH CEMENT

POSA FRESCO SU FRESCO CON SABBIA MISTO CEMENTO
MIT ZEMENT AUF NASSEN SAND LEGEN
POSE SUR SABLE MOUILLE AVEC CIMENT



DESTINATIONS - DESTINAZIONI - ZIELE - DESTINATIONS

- **Driveways**
Violetti carrabili - Einfahrten - Allées
- **Pool sides**
Bordi piscina - Poolseiten - Tour de piscine
- **Terraces**
Terrazze - Terrassen - Terrasses
- **Car parking**
Parcheggi - Parkplatz - Parking
- **Residential and commercial areas**
Aree residenziali e commerciali - Wohngebiete und Gewerbeflächen - Aires résidentielles et commerciales
- **Garage ramps**
Rampe garage - Garagenrampen - Rampes de garage

ADVANTAGES - VANTAGGI - VORTEILE - AVANTAGES

- **Maximum stability over time**
Massima stabilità nel tempo - Maximale Stabilität über die Zeit - Stabilité maximale dans le temps
- **Ideal for intense pedestrian circulation**
Ideale per circolazioni pedonali intense - Ideal für eine intensive Fußgängerzirkulation - Idéal pour une circulation piétonne intense

The slabs are laid on a base of sand mixed with cement. This technique guarantees the slabs long term stability and their vehicle accessibility. It also allows to lay the slabs straight on the floor screed avoiding the high costs of the levelling screed arrangements. Expansion joints are necessary and joints must be filled with cementitious grout.

Le lastre vengono posate su una base di sabbia mista a cemento, questa tecnica garantisce la stabilità delle lastre a lungo termine e la carrabilità. Inoltre permette di posare le lastre direttamente su massetto evitando i costi elevati di predisposizione della caldana. Sono necessari i giunti di dilatazione e le fughe tra le lastre devono essere riempite con stucco cementizio.

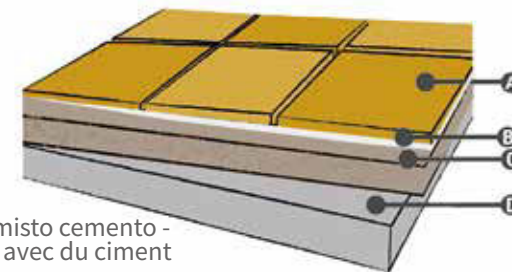
Die Platten werden auf eine mit Zement vermischte Sandbasis gelegt. Diese Technik garantiert die Langzeitstabilität der Platten und ihre Zugänglichkeit für Fahrzeuge. Es ermöglicht auch, die Platten gerade auf den Estrich zu legen, wodurch die hohen Kosten der Nivellierestrichanordnungen vermieden werden. Dehnungsfugen sind notwendig und Fugen müssen mit Zementmörtel gefüllt werden.

Les dalles sont posées sur une base de sable mixée avec du ciment, cette technique-ci garantie la stabilité des allées à long temps et sa caractéristique carrossable. De plus elle permet de poser les dalles directement sur la chape, en évitant coûts élevés pour niveler. Les jointures sont nécessaires et elles doivent être jointoyes avec ciment.



EXAMPLE OF LAYING ON SCREED ESEMPIO DI POSA SU MASSETTO BEISPIEL FÜR DAS AUFLEGEN AUF SCREED EXEMPLE DE POSE SUR SCREED

- A Slab** - Lastra - Platte - Dalle
- B Adhesive** - Colla - Kleben - Colle
- C Sand with cement levelling screed** - Sabbia misto cemento - Sand mit Zementausgleichsestrich - Sable mixée avec du ciment
- D Structural screed** - Massetto strutturale - Strukturestrich - Chape structurelle



The laying solutions are merely indicative. Soluzioni di posa puramente indicative. Rein beispielsweise Verlegelösungen. Solutions de pose purement indicatives.



DRIVE-OVER FOR SLABS WITH 2, 3, 5, 6 CM (0.8", 1.2", 2", 2.4") THICKNESS
CARRABILE PER LASTRE DI 2, 3, 5, 6 CM DI SPESSORE
ÜBERFAHREN FÜR PLATTEN MIT 2, 3, 5, 6 CM DICKE
CARROSSABLE POUR LES DALLES D'ÉPAISSEUR DE 2, 3, 5, 6 CM






RAISED LAYING WITH SUPPORT

POSA SOPRAELEVATA CON SUPPORTO
ERHÖHTE LAGE MIT UNTERSTÜTZUNG
POSE SURÉLEVÉE AVEC SUPPORTS



ADVANTAGES - VANTAGGI - VORTEILE - AVANTAGES




- **Excellent for hiding equipment**
Ottimo nascondiglio per impianti
Hervorragendes Versteck für Leitungen und Anlagen
Excellente cachette pour installations




- **Always a flat floor and easily accessible**
Pavimento piano e facilmente ispezionabile
Fußboden immer eben und leicht zugänglich
Pavement toujours plat et facile à inspecter



- **Better thermal and acoustic insulation**
Migliore isolamento termico e acustico
Bessere Wärme- und Schalldämmung
Meilleure isolation thermique et acoustique



- **Absorption of structural movements**
Ottimo assorbimento delle dilatazioni
Hervorragendes Auffangen von Spannungen
Excellente absorption des dilatations



- **Fast installation**
Velocità di posa in opera
Schnelles Verlegen
Rapide à poser



- **Exceptional load bearing strength**
Forte resistenza ai pesi
Hoher Widerstand gegen Belastungen
Forte resistance aux poids



- **Significant reduction in weight**
Significativa diminuzione del peso
Signifikante Gewichtsverminderung
Diminution significative du poids



- **Quick water drainage**
Rapido deflusso dell'acqua
Schnelles Abfließen des Wassers
Rapide écoulement de l'eau



- **Ecological and clean**
Ecologia e pulizia
Ökologisch und sauber
Ecologie et propreté



Floating paving is composed by a series of modular and adjustable supports, that easily and safely adapt to all paving types. Designed to guarantee an homogeneous surface, without bringing radical changes to the existing structure, as well as to eliminate humidity problems, water infiltrations, passage of electric cables and pipes, floating paving solutions allow easy and quick inspections and rainwater efficient drainage.

Il pavimento sopraelevato è composto da una serie di supporti modulari, che con semplicità e sicurezza si adatta ad ogni tipo di superficie. Ideata per garantire sempre una pavimentazione omogenea, senza apportare interventi radicali alla struttura preesistente ed eliminare i problemi di umidità, infiltrazioni d'acqua, passaggio di cavi o tubi, permettendo una facile e veloce ispezionabilità e un efficace smaltimento delle acque meteoriche.

Schwimmende Verlegung besteht aus einer Reihe von modularen und verstellbaren Stützen, die so einfach sind und sich sicher an alle Flächen anpassen. Entwickelt, um eine homogene Oberfläche zu schaffen, ohne radikale Änderungen an der bestehenden Struktur, sowie zu beseitigen Feuchtigkeitsprobleme, Wasserinfiltrationen, Durchführen von elektrischen Kabeln und Rohren, schwimmend Verlegung ermöglichen einfache und schnelle Inspektionen und eine effiziente Entwässerung des Regenwassers.

Le dallage surélevé est composé par une série de supports modulaires, qui, avec simplicité et sécurité, s'adaptent à chaque type de surface. Idée pour garantir toujours un dallage uniforme, sans apporter des modifications radicales à la structure préexistante et éliminer les problèmes d'humidité, d'infiltration de l'eau, de passage de câbles et tuyau, en permettant une inspection rapide et facile et un drainage de l'eau de pluie efficace.

DESTINATIONS - DESTINAZIONI - ZIELE - DESTINATIONS

- Residential areas
Aree residenziali - Wohngebiete
Aires résidentielles
- Commercial areas
Aree commerciali - Gewerbeflächen
Zones commerciales
- Terraces
Terrazze - Terrassen - Terrasses
- Garden, courtyard or patio
Giardino, cortile, patio
Garten oder Hof
Jardin, cour, patio



EXAMPLE OF RAISED LAYING

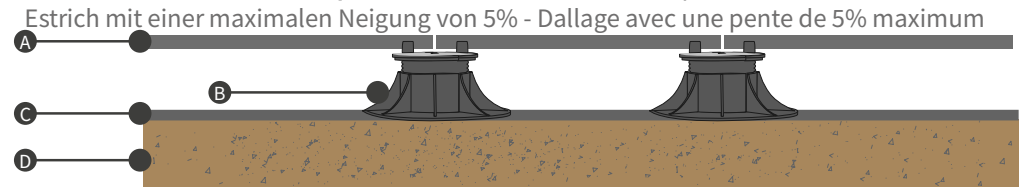
ESEMPIO DI POSA SOPRAELEVATA
BEISPIEL FÜR ERHÖHTE VERLEGUNG
EXEMPLE DE POSE SURÉLEVÉE AVEC SUPPORT

A: Slabs - Lastre - Platte - Dalles

B: Adjustable/fixed supports - Supporto regolabile/fisso - Verstellbare/feste Stützen
- Support réglable/fixe

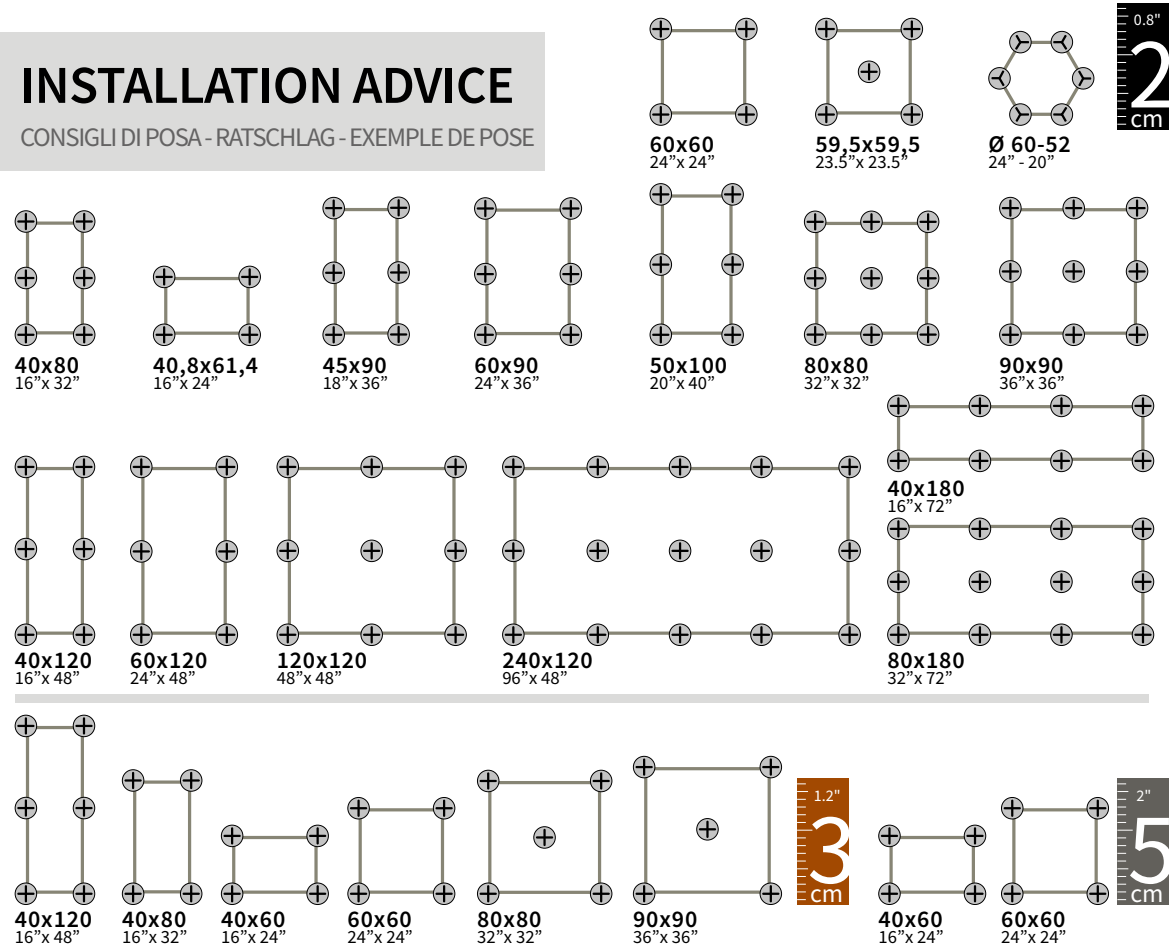
C: Waterproof sheath - Guaina impermeabile - Wasserdichte Hülle - Gaine imperméable

D: Screed with maximum slope of 5% - Pavimentazione con pendenza massima 5%
Estrich mit einer maximalen Neigung von 5% - Dallage avec une pente de 5% maximum



INSTALLATION ADVICE

CONSIGLI DI POSA - RATSCHLAG - EXEMPLE DE POSE



The proposed diagrams and indications are purely indicative of the type of application: please refer to the specific regulations in force in your country in order to lay the floor to the highest technical standards.

Le soluzioni di applicazione e le indicazioni proposte sono puramente indicative: si prega di fare riferimento alle normative specifiche in vigore nel proprio paese per realizzare una pavimentazione a regola d'arte e in sicurezza.

Die vorgeschlagenen Diagramme und Angaben geben lediglich Aufschluss über die Art der Anwendung: Bitte beachten Sie die in Ihrem Land geltenden spezifischen Vorschriften, um den Boden nach den höchsten technischen Standards zu verlegen.

Les solutions d'application et les indications proposées sont purement indicatives: merci de vous référer aux normes spécifiques en vigueur dans votre pays pour créer un dallage aux règles de l'art et sécurité.

SUPPORTS

SUPPORTI - STÜTZEN - PLOTS

ADJUSTABLE FIXED HEAD SUPPORT

PIEDINI TESTA FISSA - PLATTENLAGER VERSTELLBAR - PLOT REGLABLE FIXE



NM1	NM2	NM3	NM4	NM5
2,5 - 4 cm 1" - 1.6"	4 - 7 cm 1.6" - 2.7"	6 - 10 cm 2.4" - 3.9"	9 - 16 cm 3.6" - 6.3"	15 - 27 cm 5.9" - 10.6"

ADJUSTABLE SELF-LEVELING SUPPORT

PIEDINI TESTA MOBILE - PLATTENLAGER VERSTELLBAR - PLOT REGLABLE AUTONIVELANT



SE0	SE1	SE2	SE3	SE4	SE5
2,8 - 3,8 cm 2.8" - 3.8"	3,75 - 5 cm 3.75" - 5"	5 - 7,5 cm 5" - 7.5"	7,5 - 12 cm 7.5" - 12"	12 - 17 cm 12" - 17"	17 - 21,5 cm 17" - 21.5"

FIXED SUPPORT / STAR T / CROSS SUPPORT

SUPPORTO FISSO/STAR T/CROCETTE - PLATTENLAGER FIXE/STAR T/
KREUZFUGENAUFLEGER - PLOT FIXE/STAR T/ECARTEUR



EH15	STAR T	CROCETTE	UPPER EDGE CLIP	LOWER EDGE CLIP	SIDE CLIP	KEY
1,5 cm 0.6"	1 - 1,5 cm 0.4" - 0.6"	-	-	-	-	-



ADJUSTMENT KEY

CHIAVE DI REGOLAZIONE - REGULIERUNGSSCHLÜSSEL - CLEF DE REGLAGE

Adjustable supports offer many solutions to compensate any surface small imperfections and high slopes, in order to create pavings that are always levelled and stable. The exclusive adjustment key adjusts supports (and consequently the overlying floor) even in case of finished floor, without lifting it.

I supporti regolabili offrono molteplici soluzioni per compensare piccole imperfezioni e grandi pendenze di qualsiasi piano di posa così da realizzare sempre pavimentazioni perfettamente stabili e piane. L'esclusiva chiave di regolazione, permette la regolazione dei supporti (e conseguentemente del pavimento soprastante) anche a pavimento finito evitando pertanto di doverlo sollevare.

Die einstellbaren Stützen bieten zahlreiche Lösungen, um kleine Unregelmäßigkeiten und große Neigungen jeder beliebigen Auflagefläche auszugleichen, so dass immer perfekt stabile und ebene Bodenbeläge entstehen. Der exklusive Regulierungsschlüssel ermöglicht die Einstellung der Stützen (und damit des darüber liegenden Fußbodens) auch nachdem der Bodenbelag fertig ist, wodurch sein Anheben vermieden wird.

Les supports réglables offrent de multiples solutions pour compenser les petites imperfections et les grandes déclivités de n'importe quelle surface de pose de façon à toujours réaliser des pavements parfaitement stables et plats. La clef de réglage exclusive permet de régler les supports (et donc le revêtement du dessus) même lorsque le pavement est terminé si bien qu'il n'est plus nécessaire de le soulever.

VIDEO



EASY PAVING THE NEW INSTALLATION SYSTEM

IL NUOVO SISTEMA DI INSTALLAZIONE
DAS NEUE VERLEGESYSTEM
LE NOUVEAU SYSTÈME D'INSTALLATION



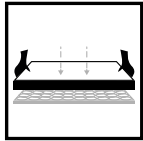
A product by Granulati Zandobbio, designed to ease the laying of sintered stone paving with 40x80 cm slabs in two different thicknesses: 2 and 3 cm. The product is made of 100% postconsumer recycled plastic and it is 100% recyclable after its use. The dry laying simplifies and speeds up installation which does not require glue or concrete. Its structure was designed to avoid chipping and keep the joint thickness constant along the entire paving, without the use of spacers.

Un prodotto di Granulati Zandobbio, ideato per facilitare la posa di pavimentazioni in pietra sinterizzata con lastre 40x80 cm in due diversi spessori: 2 e 3 cm. Il prodotto è composto al 100% da plastica riciclata post consumo ed è riciclabile al 100% dopo il suo utilizzo. La posa in appoggio semplifica e velocizza l'installazione che non necessita di colla o cemento. La sua struttura è stata ideata per evitare sbeccature e mantenere la fuga costante lungo tutta la pavimentazione, senza l'ausilio di distanziatori.


Ein Produkt von Granulati Zandobbio das entwickelt wurde, um das Verlegen von Feinsteinzeug in den Maß 40x80 in den Stärken 2 und 3 cm zu erleichtern. Das Produkt besteht zu 100% aus recyceltem Kunststoff und ist nach seiner Verwendung vollständig recycelbar. Die Trockenverlegung vereinfacht und beschleunigt die Installation, weil zum Beispiel keinerlei Kleber eingesetzt werden muss. Seine Struktur wurde entwickelt, um Abplatzungen zu vermeiden und um die Fugenbreite konstant zu halten, ohne dass Abstandshalter verwendet werden müssen.

Le Easy Paving est conçu par Granulati Zandobbio, pour simplifier la pose des dalles en grès cérame format 40x80 cm, Ép. 2 et 3 cm. C'est un produit fabriqué avec du plastique recyclé à 100% postconsommation et peut être réutilisé. La pose en appui simplifie sa mise en oeuvre sans devoir utiliser de la colle ni faire usage de ciment. Sa structure est réalisée non seulement pour éviter les ébréchantures mais aussi pour assurer un drainage constant sans faire usage de joints de carrelage.





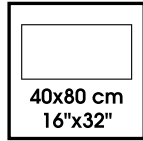
LAYING
INSTALLATION
POSA IN
APPOGGIO
VERLEGEANLEITUNG
INSTALLATION
A MÊME LE SOL



EASY TO LAY
FACILE DA
POSARE
EINFACHE
VERLEGUNG
FACILE A
INSTALLER



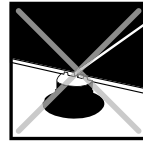
NO GLUE AND
CONCRETE
SENZA COLLA O
CEMENTO
OHNE KLEBER ODER
ZEMENT
SANS COLLE OU CIMENT



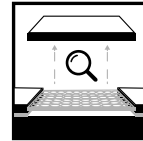
40X80 CM
SLABS
LASTRE
PLATTEN
DALLES



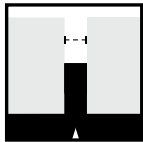
ECO-FRIENDLY
ECOLOGICO
UMWELTFREUNDLICH
ÉCOLOGIQUE



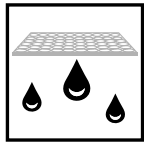
PEDESTALS NOT
REQUIRED
EVITA L'USO DI PIEDINI
SOCKET WERDEN NICHT
BENÖTIGT
SANS PLOTS OU JOINTS



EASY TO REMOVE
FACILMENTE
REMOVIBILE EINFACH
ZU ENTFERNEN
FACILE À ENLEVER



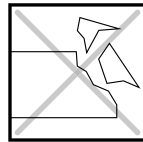
CONSTANT JOINT
THICKNESS
FUGA COSTANTE
KONSTANTE
UGENBREITE
PRODUIT JOINTOYÉ



DRAINING
DRENANTE
ENTWÄSSERND
DRAINAGE



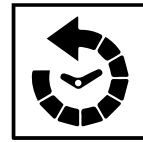
SOUND
ABSORBING
FONOASSORBENTE
SCHALLABSORBIEREND
PHONOABSORBANT



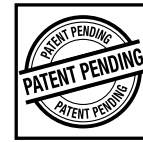
AVOIDS
CHIPPING
EVITA SBECCATURE
VERMEIDET
ABPLATZUNGEN
PAS D'ÉCAILLAGE




COMFORTABLE
PAVING
PAVIMENTO
CONFORTEVOLE
KOMFORTABLER TRITT
PAVAGE CONFORTABLE



REUSABLE
RIUTILIZZABILE
WIEDERVERWENDUNG
MÖGLICH
RÉ-UTILISABILITÉ



PATENT PENDING
IN ATTESA DI
BREVETTO PATENT
ANGEMELDET
BREVET EN COURS



VENTILATED FAÇADES

FACCIATE VENTILATE
BELÜFTETE FASSADEN
FAÇADES VENTILÉES

ADVANTAGES - VANTAGGI - VORTEILE - AVANTAGES



ENERGY SAVING

Risparmio energetico
Energieeinsparung
Économie d'énergie



TECHNICAL PERFORMANCE

Prestazioni tecniche
Technische Leistung
Performance technique



THERMAL COMFORT

Comfort termico
Thermischer Komfort
Confort thermique



WEATHER-RESISTANT

Resistente alle intemperie
Wetterfest
Résistant aux intempéries



SELF-CLEANING

Autopulente
Selbstreinigend
Autonettoyant



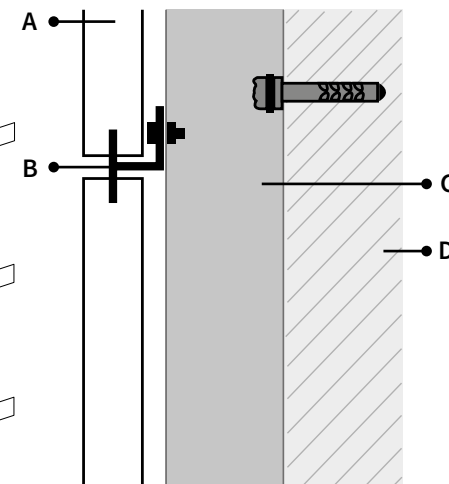
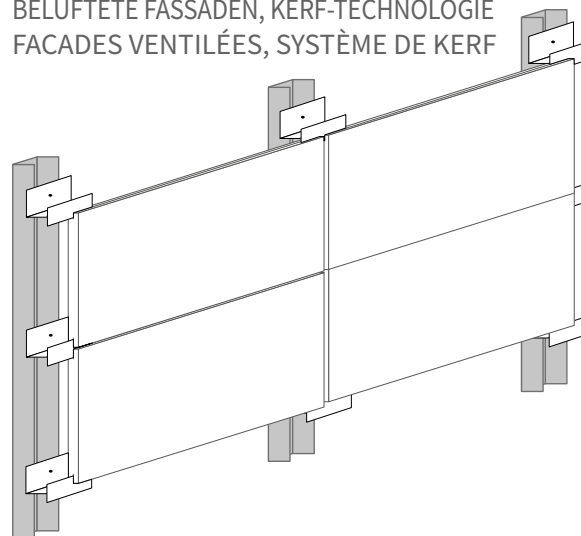
IDEAL FOR RENOVATIONS

Ideale per ristrutturazioni
Ideal für Renovierungen
Idéal pour les rénovations

0.8"
2
cm



VENTILATED FAÇADES, KERF SYSTEM FACCIATE VENTILATE, SISTEMA KERF BELÜFTETE FASSADEN, KERF-TECHNOLOGIE FAÇADES VENTILÉES, SYSTÈME DE KERF



- A:** Slab - Lastra - Platte - Dalle
- B:** Bracket - Staffa - Klammer - Support
- C:** Structure - Struttura - Struktur - Structure
- D:** Wall - Muro - Wand - Mur

The KERF technology applied to the 2 cm slabs allows the cladding to be anchored in total safety by means of brackets that allow the upper slab to be supported and prevent the one below from overturning. In addition to the obvious functional advantages, it allows to contain costs and guarantees greater impact resistance than other systems. Maximum recommended size 120x120x2 cm.

La tecnologia KERF applicata alle lastre di 2 cm permette l'ancoraggio in totale sicurezza del rivestimento mediante staffette che consentono di sostenere la lastra superiore ed impedire il ribaltamento di quella sottostante. Oltre agli evidenti vantaggi funzionali consente di contenere i costi e garantisce una maggiore resistenza all'urto rispetto ad altri sistemi. Dimensione massima consigliata 120x120x2 cm.

Die KERF-Technologie, die auf die 2-cm-Platten angewendet wird, ermöglicht eine absolut sichere Verankerung der Verkleidung mit Hilfe von Bügeln, die es ermöglichen, die obere Platte zu stützen und das Umkippen der darunter liegenden Platte zu verhindern. Neben den offensichtlichen funktionalen Vorteilen ermöglicht es eine Kosteneinsparung und garantiert eine höhere Stoßfestigkeit als andere Systeme. Maximal empfohlene Größe 120 x 120 x 2 cm.

La technologie KERF appliquée aux dalles de 2 cm permet d'ancrer le bardage en toute sécurité grâce à des équerres qui permettent de soutenir la dalle supérieure et d'éviter que celle du dessous ne se renverse. En plus des avantages fonctionnels évidents, il permet de contenir les coûts et garantit une plus grande résistance aux chocs que les autres systèmes. Taille maximale recommandée 120x120x2 cm.



VIDEO



CERA PANEL INSTALLATION

POSA DI CERA PANEL
VERLEGUNG VON CERA PANEL
POSE DE CERA PANEL



DESTINATIONS - DESTINAZIONI - ZIELE - DESTINATIONS

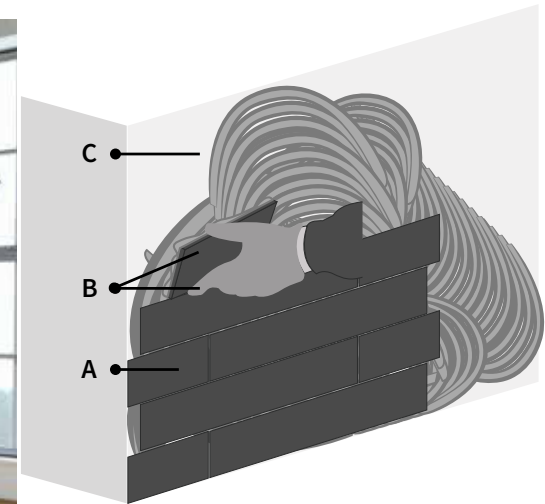
- Living rooms
Salotti - Wohnzimmer - Salons
- Kitchens
Cucine - Küchen - Cuisines
- Bathrooms
Bagni - Badezimmer - Salles de bain
- External walls
Pareti esterne - Außenwände - Murs extérieurs
- Bedrooms
Camere da letto - Schlafzimmer - Chambres
- Commercial areas
Aree commerciali - Gewerbeflächen - Zones commerciales
- Tavern
Taverne - Taverne - Taverne
- Garage walls
Muri di garage - Garagenwände - Murs de garage

CERA PANEL sintered stone cladding slabs are extremely easy to install, in fact they only require the use of a suitable adhesive. They are ideal for both outdoor and indoor environments.

Le lastre per rivestimenti in pietra sinterizzata CERA PANEL sono estremamente facili da installare, necessitano infatti solo dell'utilizzo di colla apposita. Sono ideali sia per gli ambienti esterni, sia per quelli interni.

CERA PANEL Fassadenplatten aus gesintertem Stein sind extrem einfach zu montieren, sie erfordern tatsächlich nur die Verwendung eines geeigneten Klebers. Sie sind ideal für Außen- und Innenumgebungen.

Les dalles de revêtement en pierre frittée CERA PANEL sont extrêmement faciles à installer, en effet, elles ne nécessitent que l'utilisation d'un adhésif approprié. Ils sont idéaux pour les environnements extérieurs et intérieurs.



A CERA PANEL
B Adhesive - Colla - Klebstoff - Adhésif
C Wall - Muro - Wand - Mur

ADVANTAGES - VANTAGGI - VORTEILE - AVANTAGES



Natural touch sensation
Sensibilità tattile naturale
Natürliche Haptik
Naturel au toucher



Ecological
Ecologico
Ökologisch
Écologique



Wear resistance
Resistente all'usura
Verschleißfestigkeit
Résistance à l'usure



Easy to lay
Facile da posare
Einfach zu verlegen
Facile à poser



Stain resistant
Resistente a macchie
Schmutzabweisend
Résistant aux tâches



No frost
Ingelivo
Frostfest
Antigel



Natural stone reproduction
Come pietra naturale
Natursteinreproduktion
Comme pierre naturelle



Colors stable
Colori stabili
Farbsicher
Couleurs stables



Chemicals resistance
Resistente agli acidi
Beständig gegen Säuren
Résistant aux acides



Easy to clean
Facile da pulire
Pflegeleicht
Facile à nettoyer

L'ALTRA[®]
PIETRA
 THE HIGH QUALITY
OUTDOOR PAVING





HARDSCAPE[®] PORCELAIN




OUTDOOR
WOOD 2CM




SUPER HARD
KERAMIK 3CM





CERA = PANEL



STONEGRES

INDEX INDICE INHALTSVERZEICHNIS INDEX



	pag.
COLOSSEO GRIGIONI	18
COLOSSEO QUARZITE GIALLA	20
COLOSSEO FIORA	22
COLOSSEO BASALT GRAU	24
COLOSSEO PIETRA DI GERUSALEMME	26
COLOSSEO BRESSA	28
COLOSSEO PORPHYRBRAUN	30
COLOSSEO BARGE	32
COLOSSEO SILVERGRAU	34
COLOSSEO GLETCHER GRAU	36
COLOSSEO QUARZITE SVEDESE	37
COLOSSEO TOSCANO	38
COLOSSEO PORFIDO LAVIS	40
COLOSSEO QUARZITE WHITE	42
COLOSSEO DORATO	44
COLOSSEO LUSERNA BAGNOLO	45
COLOSSEO TIPOVALS	46
FORTEZZA MONTORFANO	48
FORTEZZA DIORITE	49
FORTEZZA SNOW ALPS	47
FORTEZZA MAGGIA	50
FORTEZZA BIASCA	51
HARENA CALANCA LIGHT	52
HARENA CALANCA DARK	54
HARENA SAND STONE BEIGE	56
HARENA ARDESIA	58
TORRE QUARZITE GRIGIA	59
TORRE LUSERNA MISTA	60
TORRE MOKA	61
TORRE BIANCA	62
TORRE BOTTICINO	64
DUOMO EVOLUTION SLATE	66

	pag.
DUOMO MINT	67
DUOMO TRAVERTINO BEIGE	68
DUOMO CARRARA	70
DUOMO VALSTONE LIGHT	72
DUOMO VALSTONE DARK	73
DUOMO PERLA	74
DUOMO SABBIA	76
DUOMO PIETRA	77
DUOMO OMBRA	78
DUOMO BLUESTONE GREY	79
DUOMO BLUESTONE NOIR	80
CATTEDRALE CEMENTO	82
CATTEDRALE AVORIO	84
CATTEDRALE GREY	86
CATTEDRALE ANTRAZYT	87
CATTEDRALE MOKA	88
MUSEO ARDESIA NERA	89
MUSEO ARDESIA BEIGE	90
MUSEO ARDESIA GRIGIA	92
MUSEO PIERRE BLUE GREY	93
MUSEO PIERRE BLUE NOIR	94
CASTELLO BEIGE	95
CASTELLO GREY	96
CASTELLO ANTRAZYT	98
MODERN CONCRETE BEIGE	99
MODERN CONCRETE GREY	100
MODERN CONCRETE ANTRAZYT	102
TEMPIO KANDLA BEIGE	103
TEMPIO KANDLA ANTRACITE	104
TEMPIO KANDLA GREY	105
TEMPIO MODAK	106
TEMPIO BUFF	107



	pag.
COLOSSEO GRIGIONI	109
COLOSSEO BRESSA	110
COLOSSEO PORFIDO LAVIS	111
COLOSSEO PIETRA DI GERUSALEMME	112

COLOSSEO LUSERNA BAGNOLO	114
COLOSSEO TIPOVALS	115

HARDSCAPE® PORCELAIN

	pag.
PORTLAND ICE	120
PORTLAND LONDRA	122
PORTLAND PLATA	123
PORTLAND NIGHT	124
ALPI MATTERHORN	125
ETNA CAPPUCCINO	126
ETNA LIGHT GREY	128
ETNA DARK GREY	130
PIETRA DI VALS SILVER	132
PIETRA DI VALS ANTRAZYT	133
PIETRA DI VALS CLOUD	134
PIETRA DI VALS BEIGE	135
MODENA GREY	136
MODENA BEIGE	138
MODENA ANTRAZYT	139
DOLOMITI BEIGE	140
DOLOMITI GRIGIO	141
DOLOMITI NERO	142
DOLOMITI SENAPE	143
CEMENTO COTTO	144
CEMENTO TAUPE	146
CEMENTO SMOKE	148
CEMENTO BLACK	149
GRAFFITI NERO	150
GRAFFITI GRIGIO	151
CERVINO GREY	152
CERVINO DARK	153
CERVINO BEIGE	154
MONVISO LIMESTONE YELLOW	155
MONVISO MULTICOLOR	156
MONVISO GREY	158
MONVISO FOSSIL	159
MONVISO YORKSTONE	160
METALLICO CORTEN RUST	162

METALLICO BLACK	163
METALLICO DARK SOUL	164
METALLICO LONDON GREY	165
TEGEL BLACK	167
TEGEL ANTICO BIANCO	168
TEGEL NOCCIOLA	169
TEGEL MOON	170
TEGEL MOON DECORO	172
VESUVIO CHIARO	173
VESUVIO SCURO	174
VESUVIO GRIGIO	175
TOTAL STONE GRIGIO	176
TOTAL STONE GRAFITE	178
TOTAL STONE AVORIO	179



	pag.
LONG FUMÉE	184
LONG ROVERE	185
HARENA HOLZ NOCE	186
HARENA HOLZ MARRONE	188
HARENA HOLZ GRIGIO	190
FORESTA CHIARO	192
FORESTA SCURO	194
FORESTA GRIGIO	196
BOSCO TABULA CHIARA	197
BOSCO TABULA MEDIA	198
BOSCO TABULA SCURA	199
SELVA BORNEO	200
SELVA TONGASS	202
SELVA AMAZZONIA	204
VINTAGE HELL	205
VINTAGE BROWN	206
VINTAGE DUNKEL	207

	pag.
15X30 BASALTO	214
15X30 PORFIDO	215
15X30 SCORI GREY BLUE	216
15X30 LAVICA SAND	217
ZERMATT CHIARO	218
ZERMATT SCURO	220
GRANITO DIORITE	222
GRANITO MONTORFANO	223
SLATE BLACK	224
SLATE GREY	225
MINIERA WHITE	226
MINIERA BLACK	227
BLUSTONE DARK	228
BLUSTONE BLACK	230
BLUSTONE GREY	230
BETON SHADOW	233
BETON COLD	234
PIETRA TIPOVALS	236
PIETRA AROMA	237
PIETRA DAVOS	238
PIETRA OMBRA	240
PIETRA GIALLO	242
PIETRA BASALTO	244
PIETRA MOON	246
PIETRA NOCCIOLA	248
PIETRA ANTICO BIANCO	250
PIETRA BLACK	252
CEMENTO BLACK	254
CEMENTO SMOKE	256
CEMENTO TAUPE	258
BASIC BERGAMO	260
BASIC GINEVRA	262
BASIC AMALFI	264
BASIC AVIGNONE	265
LISTONE ABETE	266
LISTONE GRIGIO	268
LISTONE MARRONE	270

FORESTA CENERE	272
FORESTA SCURO	273
FORESTA CHIARO	274



	pag.
PAVÈ 5 CM BASALTO	282
PAVÈ 5 CM PORFIDO ROSSO	284
PAVÈ 5 CM TIROLO	286
PAVÈ 5 CM LAVICA SAND	288
PAVÈ 5 CM LAVICA GRIGIA	290
PAVÈ 5 CM GRIGIONI	292
UNIVERSALE GRIGIONI	296
UNIVERSALE BASALTO	297
UNIVERSALE PORFIDO ROSSO	298
UNIVERSALE TIROLO	299
UNIVERSALE LAVICA SAND	300
UNIVERSALE LAVICA GRIGIA	301
6 CM NERO	303
6 CM GRIGIO	303
CUBETTI LUSERNA	304
CUBETTI PORFIDO GRIGIO	306
CUBETTI PORFIDO MARRONE	307
ANTICATO CREMA	308
ANTICATO BELGISCHE GRANIT	310
ANTICATO QUARZITE MIX	312
ESAGONO CAPPUCCINO	315
ESAGONO GRIGIONI	316
ESAGONO BASALTO	317
ESAGONO QUARZITE BIANCA	318
ESAGONO FORESTA CHIARO	319
PASSO GIAPPONESE BARGE	321
PASSO GIAPPONESE GRIGIONI	322
PASSO GIAPPONESE ARDESIA	323
PASSO GIAPPONESE DARK GREY	324
PASSO GIAPPONESE HOLZ MARRONE	326
PASSO GIAPPONESE HOLZ GRIGIO	327
ANTIQUUS GRIS	328
ANTIQUUS VANILLA	330
ANTIQUUS CARBONIO	331

COMBINE INDOOR & OUTDOOR

	pag.
COLOSSEO GRIGIONI	332
COLOSSEO QUARZITE SVEDESE	334
COLOSSEO PIETRA DI GERUSALEMME	334
DUOMO PIETRA	335
DUOMO OMBRA	335
DUOMO SABBIA	337
DUOMO PERLA	337
HARENA CALANCA DARK	338
HARENA CALANCA LIGHT	338
DUOMO TRAVERTINO BEIGE	340
DUOMO TRAVERTINO NOCE	340
FORTEZZA BIASCA	340
HARENA HOLZ GRIGIO	341
HARENA HOLZ MARRONE	341
HARENA HOLZ NOCE	341



	pag.
CLAY GHIACCIO	343
CLAY ORANGE	344
CLAY COPPER	345
MINERAL AMBER	346
MINERAL STEEL	347
MINERAL DESERT	348
MINERAL SHADOW	349
NATURE ALASKA	350
NATURE TIBET	351
NATURE MIX	352
NATURE BRASIL	353
VULCAN SAHARA	354
VULCAN DUST	355

	pag.
MODULE SERVICE	356
SERVIZIO MODULARE	
MODULIEREN BEDIENUNG	
MODULER SERVICE	
SPECIAL CUTS	358
TAGLIO SPECIALE	
BESONDERE SCHNITT	
SPÉCIAL COUPER	
SPECIAL PIECES	360
PEZZI SPECIALI	
SONDERTEILE	
SPÉCIAL PIÈCES	
OUTDOOR FURNITURE	364
ARREDO ESTERNO	
MÖBEL FÜR DEN AUSSENBEREICH	
MOBILIER D'EXTÉRIEUR	
INSTALLATION	366
POSA - VERLEGUNG - POSE	
SUPPORTS	374
SUPPORTI - STÜTZEN - PLOTS	
EASY PAVING	376
VENTILATED FAÇADES	378
FACCIATE VENTILATE	
BELÜFTETE FASSADEN	
FAÇADES VENTILÉES	
CERA PANEL INSTALLATION	379
POSA - VERLEGUNG - POSE	
COLORS RANGE	380
GAMMA COLORI - DIE PRODUKTPALETTE - GAMME	
SIZE RANGE	386
FORMATI DI GAMMA	
ZUR AUSWAHL STEHENDE FORMATE	
FORMATS DE GAMME	
KEY	388
LEGENDA - ZEICHENERKLÄRUNG	
LÉGENDE	
TECHNICAL FEATURES	389
CARATTERISTICHE TECNICHE	
TECHNISCHE MERKMALE	
CARACTERISTIQUES TECHNIQUES	

SIZES/FORMATI/GRÖSSE/TAILLE

60x60x2cm

24"x24"x0.8"

ALPI MATTERHORN	125
CASTELLO BEIGE	95
CASTELLO GREY	96
CASTELLO ANTRAZYT	98
CEMENTO COTTO	144
CEMENTO TAUPE	146
CEMENTO SMOKE	148
CEMENTO BLACK	149
COLOSSEO GRIGIONI	18
COLOSSEO QUARZITE GIALLA	20
COLOSSEO FIORA	22
COLOSSEO BASALT GRAU	24
COLOSSEO PIETRA DI GERUSALEMME	26
COLOSSEO BRESSA	28
COLOSSEO PORPHYRBRAUN	30
COLOSSEO BARGE	32
COLOSSEO SILVERGRAU	34
COLOSSEO GLETCHER GRAU	36
COLOSSEO QUARZITE SVEDESE	37
COLOSSEO TOSCANO	38
COLOSSEO PORFIDO LAVIS	40
COLOSSEO QUARZITE WHITE	42
COLOSSEO DORATO	44
COLOSSEO LUSERNA BAGNOLO	45
COLOSSEO TIPOVALS	46
CUBETTI LUSERNA	304
CUBETTI PORFIDO GRIGIO	306
CUBETTI PORFIDO MARRONE	307
ETNA CAPPUCCINO	126
ETNA LIGHT GREY	128
ETNA DARK GREY	130
FORTEZZA MONTORFANO	48
FORTEZZA DIORITE	49
GRAFFITI NERO	150
GRAFFITI GRIGIO	151
MUSEO ARDESIA NERA	89
MUSEO ARDESIA GRIGIA	92
MUSEO PIERRE BLUE GREY	93
MUSEO PIERRE BLUE NOIR	94
PORTLAND ICE	120
TEMPIO KANDLA BEIGE	103
TEMPIO KANDLA ANTRACITE	104
TEMPIO KANDLA GREY	105
TEMPIO BUFF	107
VESUVIO CHIARO	173
VESUVIO SCURO	174
VESUVIO GRIGIO	175
40x80x2cm	
16"x32"x0.8"	
ANTICATO CREMA	308
ANTICATO BELGISCH GRANIT	310
ANTICATO QUARZITE MIX	312
BOSCO TABULA CHIARA	197
BOSCO TABULA MEDIA	198
BOSCO TABULA SCURA	199
DOLOMITI BEIGE	140
DOLOMITI GRIGIO	141



DOLOMITI NERO	142
DOLOMITI SENAPE	143
ETNA CAPPUCCINO	126
ETNA LIGHT GREY	128
ETNA DARK GREY	130
FORESTA CHIARO	192
FORESTA SCURO	194
FORESTA GRIGIO	196
MODENA GREY	136
MODENA BEIGE	138
MODENA ANTRAZYT	139
PIETRA DI VALS SILVER	132
PIETRA DI VALS ANTRAZYT	133
PIETRA DI VALS CLOUD	134
PIETRA DI VALS BEIGE	135
TEMPIO KANDLA BEIGE	103
TEMPIO KANDLA ANTRACITE	104
TEMPIO KANDLA GREY	105
TEMPIO MODAK	106
TEMPIO BUFF	107
TORRE QUARZITE GRIGIA	59
TORRE LUSERNA MISTA	60
TORRE MOKA	61
TORRE BIANCA	62
TORRE BOTTICINO	64

40,8x61,4x2cm

16"x24"x0.8"

ANTIQUUS GRIS	328
ANTIQUUS VANILLA	330
ANTIQUUS CARBONIO	331

45x90x2cm

18"x36"x0.8"

COLOSSEO GRIGIONI	18
COLOSSEO PIETRA DI GERUSALEMME	26
COLOSSEO BARGE	32
COLOSSEO TIPOVALS	46
FORTEZZA MONTORFANO	48
FORTEZZA DIORITE	49

40x120x2cm

16"x48"x0.8"

CERVINO GREY	152
CERVINO DARK	153
CERVINO BEIGE	154
COLOSSEO GLETCHER GRAU	36
HARENA CALANCA LIGHT	52
HARENA CALANCA DARK	54
HARENA SAND STONE BEIGE	56
HARENA ARDESIA	58
HARENA HOLZ NOCE	186
HARENA HOLZ MARRONE	188
HARENA HOLZ GRIGIO	190
MUSEO ARDESIA NERA	89
MUSEO ARDESIA GRIGIA	92
SELVA BORNEO	200
SELVA TONGASS	202
SELVA AMAZZONIA	204
VINTAGE HELL	205
VINTAGE BROWN	206
VINTAGE DUNKEL	207

50x100x2cm

20"x40"x0.8"

CASTELLO BEIGE	95
CASTELLO GREY	96
CASTELLO ANTRAZYT	98
FORTEZZA MAGGIA	50
FORTEZZA BIASCA	51

60x90x2cm

24"x36"x0.8"

DUOMO EVOLUTION SLATE	66
DUOMO MINT	67
DUOMO TRAVERTINO BEIGE	68
DUOMO CARRARA	70
DUOMO VALSTONE LIGHT	72
DUOMO VALSTONE DARK	73
DUOMO PERLA	74
DUOMO SABBIA	76
DUOMO PIETRA	77
DUOMO OMBRA	78
DUOMO BLUESTONE GREY	79
DUOMO BLUESTONE NOIR	80
MONVISO LIMESTONE YELLOW	155
MONVISO MULTICOLOR	156
MONVISO GREY	158
MONVISO FOSSIL	159
MONVISO YORKSTONE	160
MUSEO ARDESIA NERA	89
MUSEO ARDESIA BEIGE	90
MUSEO ARDESIA GRIGIA	92
PORTLAND ICE	120
PORTLAND LONDRA	122
PORTLAND PLATA	123
PORTLAND NIGHT	124
TEMPIO KANDLA BEIGE	103
TEMPIO KANDLA ANTRACITE	104
TEMPIO KANDLA GREY	105
TEMPIO MODAK	106
TEMPIO BUFF	107
TOTAL STONE GRIGIO	176
TOTAL STONE GRAFITE	178
TOTAL STONE AVORIO	179
VESUVIO CHIARO	173
VESUVIO SCURO	174
VESUVIO GRIGIO	175

80x80x2cm

32"x 32"x0.8"

CASTELLO BEIGE	95
CASTELLO GREY	96
CASTELLO ANTRAZYT	98

90x90x2cm

36"x 36"x0.8"

CATTEDRALE CEMENTO	82
CATTEDRALE AVORIO	84
CATTEDRALE GREY	86
CATTEDRALE ANTRAZYT	87
CATTEDRALE MOKA	88
TEGEL BLACK	167

TEGEL ANTICO BIANCO	168
TEGEL NOCCIOLA	169
TEGEL MOON	170
TEGEL MOON DECORO	172

100x100x2cm

40"x40"x0.8"

MODERN CONCRETE BEIGE	99
MODERN CONCRETE GREY	100
MODERN CONCRETE ANTRAZYT	102

60x120x2cm

24"x48"x0.8"

COLOSSEO GRIGIONI	18
COLOSSEO BASALT GRAU	24
COLOSSEO BRESSA	28
COLOSSEO BARGE	32
COLOSSEO SILVERGRAU	34
COLOSSEO GLETCHER GRAU	36
COLOSSEO PORFIDO LAVIS	40
COLOSSEO TIPOVALS	46
FORTEZZA MONTORFANO	48
FORTEZZA DIORITE	49
FORTEZZA SNOW ALPS	47
METALLICO CORTEN RUST	162
METALLICO BLACK	163
METALLICO DARK SOUL	164
METALLICO LONDON GREY	165

120x120x2cm

48"x 48"x0.8"

COLOSSEO GRIGIONI	18
COLOSSEO PIETRA DI GERUSALEMME	26
COLOSSEO BRESSA	28
COLOSSEO PORFIDO LAVIS	40
COLOSSEO LUSERNA BAGNOLO	45
COLOSSEO TIPOVALS	46
PORTLAND ICE	120
PORTLAND LONDRA	122
PORTLAND PLATA	123
PORTLAND NIGHT	124

80x180x2 cm

32"x72"x0.8"

LONG FUMÉE	184
LONG ROVERE	185
PORTLAND ICE	120
PORTLAND LONDRA	122
PORTLAND PLATA	122
PORTLAND NIGHT	124

40x180x2cm

16"x 72"x0.8"

LONG FUMÉE	184
LONG ROVERE	185
PORTLAND ICE	120
PORTLAND LONDRA	122
PORTLAND PLATA	123
PORTLAND NIGHT	124

120x240x2cm

48"x96"x0.8"

COLOSSEO GRIGIONI	109
COLOSSEO BRESSA	110
COLOSSEO PORFIDO LAVIS	111
COLOSSEO PIETRA DI GERUSALEMME	112
COLOSSEO LUSERNA BAGNOLO	114
COLOSSEO TIPOVALS	115

Ø 60x52x2cm

24"-20"x0.8"

ESAGONO CAPPUCCINO	315
ESAGONO GRIGIONI	316
ESAGONO BASALTO	317
ESAGONO QUARZITE BIANCA	318
ESAGONO FORESTA CHIARO	319

Ø 42x36x2cm

16"-14"x0.8"

PASSO GIAPPONESE BARGE	321
PASSO GIAPPONESE GRIGIONI	322
PASSO GIAPPONESE ARDESIA	323
PASSO GIAPPONESE DARK GREY	324
PASSO GIAPPONESE HOLZ MARRONE	326
PASSO GIAPPONESE HOLZ GRIGIO	327

15x30x3cm

6"x12"x1.2"

15X30 BASALTO	214
15X30 PORFIDO	215
15X30 SCORI GREY BLUE	216
15X30 LAVICA SAND	217

40x80x3cm

16"x32"x1.2"

BLUSTONE DARK	228
BLUSTONE GREY	232
CEMENTO SMOKE	254
CEMENTO BLACK	256
CEMENTO TAUPE	258
FORESTA CENERE	272
FORESTA SCURO	273
FORESTA CHIARO	274
GRANITO DIORITE	222
GRANITO MONTORFANO	223
BETON SHADOW	233
BETON COLD	234
PIETRA AROMA	237
PIETRA DAVOS	238
PIETRA OMBRA	240
PIETRA GIALLO	242
PIETRA BASALTO	244
SLATE BLACK	224
SLATE GREY	225



40x120x3cm

16"x48"x1.2"

GRANITO DIORITE	222
GRANITO MONTORFANO	223
LISTONE ABETE	266
LISTONE MARRONE	268
LISTONE GRIGIO	270
ZERMATT CHIARO	218
ZERMATT SCURO	220

40x60x3cm

16"x24"x1.2"

PIETRA TIPOVALS	236
-----------------	-----

60x60x3cm

24"x24"x1.2"

BASIC BERGAMO	260
BASIC GINEVRA	262
BASIC AMALFI	264
BASIC AVIGNONE	265
BLUSTONE DARK	228
BLUSTONE GREY	232
CEMENTO BLACK	254
CEMENTO SMOKE	256
CEMENTO TAUPE	258
GRANITO DIORITE	222
GRANITO MONTORFANO	223
MINIERA WHITE	226
MINIERA BLACK	227
PIETRA DAVOS	238
PIETRA OMBRA	240
PIETRA GIALLO	242
PIETRA BASALTO	244
SLATE BLACK	224
SLATE GREY	225

80x80x3cm

32"x32"x1.2"

CEMENTO BLACK	254
CEMENTO SMOKE	256
SLATE BLACK	224
SLATE GREY	225

90x90x3cm

36"x36"x1.2"

BASIC BERGAMO	260
BASIC GINEVRA	262
BASIC AMALFI	264
BLUSTONE BLACK	230
BLUSTONE GREY	232
PIETRA BASALTO	244
PIETRA MOON	246
PIETRA NOCCIOLA	248
PIETRA ANTICO BIANCO	250
PIETRA BLACK	252

10x10x5cm

4"x4"x2"

PAVÈ 5 CM BASALTO	282
PAVÈ 5 CM PORFIDO ROSSO	284



PAVÈ 5 CM TIROLO	286
PAVÈ 5 CM LAVICA SAND	288
PAVÈ 5 CM LAVICA GRIGIA	290

10x20x5cm

4"x8"x2"

PAVÈ 5 CM BASALTO	282
PAVÈ 5 CM PORFIDO ROSSO	284
PAVÈ 5 CM TIROLO	286
PAVÈ 5 CM LAVICA SAND	288
PAVÈ 5 CM LAVICA GRIGIA	290

20x20x5cm

8"x8"x2"

PAVÈ 5 CM BASALTO	282
PAVÈ 5 CM PORFIDO ROSSO	284
PAVÈ 5 CM TIROLO	286
PAVÈ 5 CM LAVICA SAND	288
PAVÈ 5 CM LAVICA GRIGIA	290

20x40x5cm

8"x16"x2"

PAVÈ 5 CM BASALTO	282
PAVÈ 5 CM PORFIDO ROSSO	284
PAVÈ 5 CM TIROLO	286
PAVÈ 5 CM LAVICA SAND	288
PAVÈ 5 CM LAVICA GRIGIA	290
PAVÈ 5 CM GRIGIONI	292
UNIVERSALE GRIGIONI	296
UNIVERSALE BASALTO	297
UNIVERSALE PORFIDO ROSSO	298
UNIVERSALE TIROLO	299
UNIVERSALE LAVICA SAND	300
UNIVERSALE LAVICA GRIGIA	301

40x60x5cm

16"x24"x2"

PAVÈ 5 CM BASALTO	282
PAVÈ 5 CM PORFIDO ROSSO	284
PAVÈ 5 CM TIROLO	286
PAVÈ 5 CM LAVICA SAND	288
PAVÈ 5 CM LAVICA GRIGIA	290
PAVÈ 5 CM GRIGIONI	292
UNIVERSALE GRIGIONI	296
UNIVERSALE BASALTO	297
UNIVERSALE PORFIDO ROSSO	298
UNIVERSALE TIROLO	299
UNIVERSALE LAVICA SAND	300
UNIVERSALE LAVICA GRIGIA	301

60x60x5cm

24"x24"x2"

PAVÈ 5 CM BASALTO	282
PAVÈ 5 CM PORFIDO ROSSO	284
PAVÈ 5 CM TIROLO	286
PAVÈ 5 CM LAVICA SAND	288
PAVÈ 5 CM LAVICA GRIGIA	290
PAVÈ 5 CM GRIGIONI	292

10x10x6,5cm

4"x4"x2.6"

6 CM NERO	303
6 CM GRIGIO	303



30x60x1cm

12"x24"x0.4"

COLOSSEO GRIGIONI	332
COLOSSEO PIETRA DI GERUSALEMME	334
DUOMO PIETRA	335
DUOMO OMBRA	335
DUOMO SABBIA	337
DUOMO PERLA	337
HARENA CALANCA DARK	338
HARENA CALANCA LIGHT	338
DUOMO TRAVERTINO BEIGE	340
DUOMO TRAVERTINO NOCE	340

60x60x1cm

24"x24"x0.4"

COLOSSEO QUARZITE SVEDESE	334
DUOMO PIETRA	335
DUOMO OMBRA	335
DUOMO SABBIA	337
DUOMO PERLA	337

60x90x1cm

24"x36"x0.4"

DUOMO PIETRA	335
DUOMO OMBRA	335
DUOMO SABBIA	337
DUOMO PERLA	337

60x120x1cm

24"x48"x0.4"

COLOSSEO GRIGIONI	332
FORTEZZA BIASCA	340
HARENA CALANCA DARK	338
HARENA CALANCA LIGHT	338

120x120x1cm

48"x48"x0.4"

COLOSSEO PIETRA DI GERUSALEMME	334
--------------------------------	-----

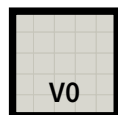
20x120x1cm

8"x48"x0.4"


HARENA HOLZ GRIGIO	341
HARENA HOLZ MARRONE	341
HARENA HOLZ NOCE	341




KEY - LEGENDA - ZEICHENERKLÄRUNG - LÉGENDE




UNIFORM APPEARANCE
Aspetto uniforme
Gleichmäßiges Aussehen
Aspect uniforme



LIGHT COLOR VARIATION
Bassa variazione cromatica
Geringe Farbunterschiede
Variation chromatique basse



MEDIUM COLOR VARIATION
Media variazione cromatica
Mittlere Farbunterschiede
Variation chromatique moyenne



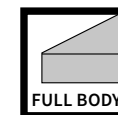
HIGH COLOR VARIATION
Alta variazione cromatica
Starke Farbunterschiede
Variation chromatique haute



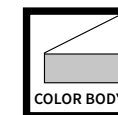
GUARANTEED ANTI-SLIP R10
Garanzia antiscivolo R10
Rutschklasse R10
Antidérapant garanti R10




GUARANTEED ANTI-SLIP R11
Garanzia antiscivolo R11
Rutschklasse R11
Antidérapant garanti R11



HOMOGENEOUS MIXTURE
Impasto omogeneo
Homogen durchgefärbter
Gâchage homogène



COLOR MIXTURE
Impasto colorato
Fliesen Körper
Gâchage coloré



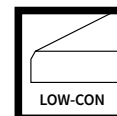
**RECTIFIED PRODUCT,
WHERE NOT MENTIONED THE MATERIAL MUST ALWAYS
BE CONSIDERED AS RECTIFIED**

Prodotto rettificato, ove non indicato il materiale è sempre da considerarsi rettificato
Produkt rektifiziert. Produkte ohne Angabe sind immer rektifiziert
Produit rectifié, lorsqu'il n'est pas mentionné le matériau doit toujours être considéré comme rectifié



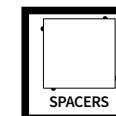
**NATURAL PRODUCT FROM MOLDING,
UNRECTIFIED**

Prodotto naturale da pressa non rettificato
Produkt kommt direkt aus der Form und ist nicht rektifiziert
Produit naturel de moulage, non rectifié.



**THE SLABS ARE RECTIFIED BEFORE BURNING ON PART
OF THE THICKNESS IN ORDER TO LOWER THE CONICITY
TYPICAL OF UNRECTIFIED SLABS**

Le lastre vengono rettificate a crudo su parte dello spessore al fine di ridurre la conicità tipica delle lastre non rettificate. Die Platten werden vor dem Brennen auf einen Teil der Höhe rektifiziert um bessere Eigenschaften wie bei der Naturkante zu haben. Les dalles sont rectifiées sur une partie de l'épaisseur avant la cuisson pour réduire leur valeur typique de conicité.



**THE SLABS INCLUDE SPACERS THAT GUARANTEE JOINTS
THICKNESS AND REDUCE INSTALLATION DURATION**

Le lastre includono distanziali ideati per garantire la fuga costante e ridurre i tempi di posa
Die Platten enthalten Abstandshalter, die die Breite der Fugen garantieren und die Verlegedauer verkürzen
Les dalles comportent des espaceurs qui garantissent l'épaisseur des joints et réduisent la durée de pose

COLOR WARNING

Color shades shown in this catalog are merely indicative because the printed output undergoes significant changes compared to the original color. The color shade of the slab can vary between different sizes of the same color.

AVVERTENZA COLORE

I colori illustrati in questo catalogo hanno valore puramente indicativo in quanto la resa stampata subisce notevoli cambiamenti rispetto al colore originale. Il tono colore della lastra può variare tra una misura e l'altra dello stesso prodotto.

FARBWARNUNG

Die in diesem Katalog gezeigten Farben sind nur als Hinweis zu verstehen, da die gedruckte Ausgabe im Vergleich zur Originalfarbe abweichen kann. Bei jeder neu produzierten Charge gibt es Farbabweichungen.

AVERTISSEMENT DE COULEUR

Les nuances de couleur présentées dans ce catalogue sont purement indicatives car la sortie imprimée subit des modifications importantes par rapport à la couleur d'origine. La couleur de la plaque peut subir des variations d'une mesure à l'autre.

LAYING ADVICE

It is advisable to create the appropriate transverse and longitudinal gradients during levelling or compacting, in order to ensure optimal drainage of the floor. We recommend the incorporation of a drainage substrate in order to facilitate runoff and prevent water pooling. It is also advisable to lay the slabs with a minimum joint of 3mm.

Given the frost resistance of sintered stone, the slabs offer a water absorption value closed to zero. This property could lead to localised pooling of water on the floor, even if the slabs are laid properly.

RACCOMANDAZIONI DI POSA

È bene prevedere le opportune pendenze trasversali e longitudinali da realizzare durante il livellamento o la compattazione per ottenere un drenaggio ottimale del piano di calpestio. Si raccomanda di prevedere un substrato realizzato con materiali drenanti per facilitare il deflusso dell'acqua ed evitarne il ristagno. Inoltre si consiglia una posa con fuga minima di 3 mm. Vista la caratteristica di ingelività della pietra sinterizzata, le lastre hanno il valore relativo all'assorbimento d'acqua praticamente nullo. Tale proprietà potrebbe comportare ristagni di acqua localizzati sulla pavimentazione, indipendentemente dalla realizzazione di una posa a regola d'arte del materiale.

EMPFEHLUNGEN FÜR DIE VERLEGUNG

Bei der Nivellierung und Kompaktierung müssen die notwendigen Quer- und Längsneigungen geschaffen werden, damit die ordnungsgemäße Drainage der Lauffläche möglich ist. Es wird empfohlen einen aus drainierendem Material bestehenden Unterboden, um das Abfließen des Wassers zu erleichtern und ein Anstauen zu vermeiden. Außerdem wird die Verlegung mit einer Mindestfuge von 3 mm empfohlen. Aufgrund der Frostbeständigkeit des Feinsteinzeug hat die Platten einen Wasseraufnahmewert von praktisch Null. Diese Eigenschaft könnte, selbst bei fachgerechter Verlegung des Materials, zum Anstauen des Wassers auf dem Boden führen.

RECOMMANDATIONS DE POSE



On conseille de prévoir des inclinaisons transversales et longitudinales opportunes à réaliser au cours du nivellement et du compactage pour obtenir un drainage optimal du plan de piétinement. On recommande de prévoir un substrat réalisé avec des matériaux drainants pour favoriser l'écoulement de l'eau et en éviter la stagnation. On conseille également une pose avec un joint minimal de 3mm. Vu le caractère ingélic du grès cérame, la valeur d'absorption de l'eau de le dalles est pratiquement nulle. Cette propriété pourrait provoquer des stagnations d'eau localisées sur le carrelage, indépendamment de la réalisation d'une pose du matériel dans les règles de l'art.

TECHNICAL FEATURES - CARATTERISTICHE TECNICHE - TECHNISCHE MERKMALE - CARACTERISTIQUES TECHNIQUES

		TECHNICAL FEATURES CARATTERISTICHE TECNICHE TECHNISCHE DATEN CARACTERISTIQUES TECHNIQUES	STANDARD NORMA NORM NORME	ESTABLISHED LIMITS LIMITI PREVISTI VORGEGEHENE GRENZWERTE LIMITES ÉTABLIES		1 CM	2 CM	3 CM	5 CM
REGULARITY REGOLARITÀ REGELMÄßIGKEIT RÉGULARITÉ		LENGHT AND WIDTH LUNGHEZZA E LARGHEZZA LÄNGE UND BREITE LONGUEUR ET LARGEUR	ISO 10545-2	± 0,6 %	± 2 mm				COMPLYING CONFORME ERFÜLLT CONFORME
		THICKNESS SPESSORE STÄRKE ÉPAISSEUR	ISO 10545-2	± 5,0 %	± 0,5 mm				COMPLYING CONFORME ERFÜLLT CONFORME
		RECTANGULARITY ORTOGONALITÀ RECHTWINKLIGKEIT PERPENDICULARITÉ	ISO 10545-2	± 0,5 %	± 2 mm				COMPLYING CONFORME ERFÜLLT CONFORME
		STRAIGHTNESS OF SIDES RETTILINEITÀ DEGLI SPIGOLI GERADLINIGKEIT DER KANTEN RECTITUDE DES ARETES	ISO 10545-2	± 0,5 %	± 1,5 mm				COMPLYING CONFORME ERFÜLLT CONFORME
		SURFACE FLATNESS PLANARITÀ EBENFLÄCHIGKEIT PLANEITE DE SURFACE	ISO 10545-2	± 0,5 %	± 2 mm				COMPLYING CONFORME ERFÜLLT CONFORME
STRUCTURAL STRUTTURALE STRUKTURELL STRUCTURAL		WATER ABSORPTION ASSORBIMENTO D'ACQUA WASSERAUFNAHME ABSORPTION D'EAU	ISO 10545-3	≤ 0,5 %					COMPLYING CONFORME ERFÜLLT CONFORME
		BREAKING STRENGTH SFORZO DI ROTTURA BRUCHLAST FORCE DE RUPTURE	ISO 10545-4	≥ 1300 N		≥ 1300 N	> 10000 N	* > 25000 N	> 67000 N
		MODULUS OF RUPTURE MODULO DI ROTTURA BIEGEFESTIGKEIT MODULE DE RUPTURE		≥ 35 N/mm ²		≥ 40 N/mm ²			
	BREAKING LOAD CLASS CLASSE DI CARICO DI ROTTURA BRUCHBELASTUNG KATEGORIE CATÉGORIE DE CHARGE DE RUPTUR	EN 1339	VALUE DECLARED VALORE DICHIARATO ERKLÄRTER WERT VALEUR DÉCLARÉE	NA	* U 11	* U 30	U 30		
SURFACE SUPERFICIE OBERFLÄCHE SURFACE		ABRASION RESISTANCE RESISTENZA ALL'ABRASIONE ABRIEBFESTIGKEIT RESISTANCE A L'ABRASION	ISO 10545-6	≤ 175 mm ³			COMPLYING CONFORME ERFÜLLT CONFORME		NA
			ISO 10545-7	CLASS DECLARED CLASSE DICHIARATA KLASSE ERKLÄRT CLASSE DÉCLARÉ	≥ 3				
THERMAL HYGROMETRIC TERMO IGROMETRICHE THERMAL HYGROMETRISCH THERMIQUE HYGROMÉTRIQUE		LINEAR THERMAL-EXPANSION DILATAZIONE TERMICA LINEARE LINEARER WÄRMEAUSSDEHNUNG DILATATION THERMIQUE LINEAIRE	ISO 10545-8	VALUE DECLARED VALORE DICHIARATO ERKLÄRTER WERT VALEUR DÉCLARÉE	< 9*10 ⁻⁶ °C ⁻¹				
		THERMAL SHOCK RESISTANCE RESISTENZA AGLI SBALZI TERMICI WIDERSTANDSFÄHIG BEI TEMPERATURSCHWANKUNGEN RÉSISTANCE AUX ÉCARTS DE TEMPÉRATURE	ISO 10545-9	TEST PASSED TEST SUPERATO TEST BESTANDEN TEST RÉUSSI	GUARANTEED GARANTITO GARANTIERT GARANTI				
		FROST RESISTANCE RESISTENZA AL GELO FROSTFEST RÉSISTANCE AU GEL	ISO 10545-12	TEST PASSED TEST SUPERATO TEST BESTANDEN TEST RÉUSSI	GUARANTEED GARANTITO GARANTIERT GARANTI				
CHEMICAL CHIMICA CHEMISCH CHIMIQUE		RESISTANCE TO CHEMICALS (ACIDS, BASES AND SALTS) RESISTENZA ALL'ATTACCO CHIMICO CHEMIKALIENBESTÄNDIGKEIT RESISTANCE A L'ATTAQUE CHIMIQUE	ISO 10545-13	UB MINIMUM UB MINIMO UB MINIMUM UB MINIMUM	GUARANTEED GARANTITO GARANTIERT GARANTI				
		RESISTANCE TO STAINS RESISTENZA ALLE MACCHIE FLECKENBESTÄNDIGKEIT RESISTANCE AUX TACHES	ISO 10545-14	≥ 3	COMPLYING CONFORME ERFÜLLT CONFORME				
LIGHT LUCE LICHT LUMIÈRE		COLOR RESISTANCE TO LIGHT EXPOSURE RESISTENZA DEI COLORI ALLA LUCE LICHTECHTHEIT DER FARBEN RÉSISTANCE DES COULEURS À LA LUMIÈRE	DIN 51094	NO NOTICEABLE COLOR MODIFICATIONS ASSENZA DI APPREZZABILI ALTERAZIONI DI COLORE KEIN SICHTBARE FÄRBERÄNDERUNGEN AUFWEISEN AUCUN ALTÉRATIONS APPRÉCIABLES DE COULEUR	COMPLYING CONFORME ERFÜLLT CONFORME				
SAFETY SICUREZZA SICHERHEIT SÉCURITÉ		SKID RESISTANCE RESISTENZA ALLO SCIVOLAMENTO RUTSCHHEMMUNG RÉSISTANCE AU GLISSEMENT	DIN 51130	VALUE DECLARED VALORE DICHIARATO ERKLÄRTER WERT VALEUR DÉCLARÉE	R10 - R11	R11			

		TECHNICAL FEATURES CARATTERISTICHE TECNICHE TECHNISCHE DATEN CARACTERISTIQUES TECHNIQUES	STANDARD NORMA NORM NORME	6 CM
STRUCTURAL STRUTTURALE STRUKTURELL STRUCTURAL		WATER ABSORPTION ASSORBIMENTO D'ACQUA WASSERAUFNAHME ABSORPTION D'EAU	EN 1338	< 0.30%
		INDIRECT TRACTION TRAZIONE INDIRETTA INDIREKTE TRAKTION TRACTION INDIRECTE		> 10 N/mm ²
		MONO-AXIAL COMPRESSION COMPRESSIONE MONOASSIALE MONOAXIALER DRUCK COMPRESSION MONOAXIALE		> 190 N/mm ²
SURFACE SUPERFICIE OBERFLÄCHE SURFACE		ABRASION RESISTANCE RESISTENZA ALL'ABRASIONE ABRIEBFESTIGKEIT RESISTANCE A L'ABRASION		< 20 mm
SAFETY SICUREZZA SICHERHEIT SÉCURITÉ		SKID RESISTANCE RESISTENZA ALLO SCIVOLAMENTO RUTSCHHEMMUNG RÉSISTANCE AU GLISSEMENT		> 60

CERTIFIED COMPANY - AZIENDA CERTIFICATA -
ZERTIFIZIERTES UNTERNEHMEN - ENTREPRISE CERTIFIÉE



COMPLIANT WITH STANDARDS EN 14411 AND ISO 13006 ANNEX G GROUP B1a WITH E ≤ 0,5 % * TECHNICAL VALUES REFERRED TO THE 60x60 cm SIZE
CONFORME ALLA NORMA EN 14411 E ISO 13006 APPENDICE G GRUPPO B1a CON E ≤ 0,5 % * VALORI TECNICI RIFERITI AL FORMATO 60x60 cm
PRODUZIERT NACH STANDARDS EN 14411 UND ISO 13006 ANHANG G GRUPPE B1a MIT E ≤ 0,5% * TECHNISCHE WERTE BEZOGEN AUF DIE GRÖSSE 60X60 cm
CONFORME AUX NORMES EN 14411 ET ISO 13006 ANNEXE G GROUPE B1a AVEC ABSORPTION D'EAU ≤ 0,5% * VALEURS TECHNIQUES POUR LA TAILLE 60x60 cm



www.sinteredstone.it

